



Marathon County FY 2024 Child Support Program

Making a difference for our children



Child Support Program Basics:

- **Federal Mandates**
 - Fiscal Responsibility
 - Medical Responsibility
- **State Mandates**
 - Partial Services (NIVD cases)
 - Full Case Management Services (IVD cases)



What does this really mean for our families???

NIVD Cases

These cases receive financial management services but are ineligible for case management. Several of the services are not eligible for state or federal funding.



Services:

- Entering court orders where the parent is ordered to pay through the Trust Fund into the KIDS system.
- Working with employers to withhold income for support payments.
- Processing payments and ensuring money moves through the system properly.
- Providing information regarding payments, payment history, account statements, and direction to resources.
- Addressing court order discrepancies and clarifications.
- Identifying and correcting errors in payment processing.

IVD Cases

These cases receive financial and case management services.

We provide a broad array of services that assist in reducing childhood poverty rates, establishing parental rights and time, ensuring children have access to health care and promotes the involvement of parents and families in the lives of their children.

Services:

- Paternity Establishment
- Support Order Establishment and Enforcement
- Support Order Modification
- Health Insurance Establishment for Children
- Collection of Current Support
- Collection of Past-Due Support (Arrears)
- Grant-Funded Support Services
 - ❖ ELEVATE
 - ❖ Access and Visitation
 - ❖ Children First
 - ❖ United Way Housing Supports
- Refer Parents to Employment and Training Programs
- Coordinate with Other Social Service Programs



How are referrals received?

- **Sources:**
 - Economic Support Unit
 - Child Welfare Unit
 - Other States
 - Parent/Guardian Applications
- **Who can request services through an application?**
 - Parents
 - Guardians
 - Non-Legally Responsible Relatives
 - Others



Child Support Program Funding Sources:

Mixture of Sources

- State Funding
- Federal Funding
 - Performance Based Incentives
 - Federal Match of 66% Reimbursement
- County Levy



Distribution of Funding Based on 3 Measures:

- Child Support Collections – 20%
- Arrears Collections – 15%
- Adjusted Caseload – 65%

Current Support Collections

	CSUP Collections 20%	Arrears Cases w/ Collections 13%	Adjusted Caseload 65%	Total All Measures
Amount Eligible	\$206,135	\$137,213	\$572,077	\$915,425
Amount Earned	\$202,012	\$131,724	\$572,077	\$905,813
Amount Earned %	98%	96%	100%	98.95%

FEDERAL APPLICATION TABLE	
Csup/Arrears	
71%	82.00%
72%	84.00%
73%	86.00%
74%	88.00%
75%	90.00%
76%	92.00%
77%	94.00%
78%	96.00%
79%	98.00%
80%	100.00%

FFY 2023

$$\text{Marathon Co cases } \frac{2,259}{131,394} = 1.7192565\%$$

$$\text{Statewide Allocation for CSUP} = \$11,989,752$$

$$\$11,989,752 \times 1.7192565\% = \$206,135$$

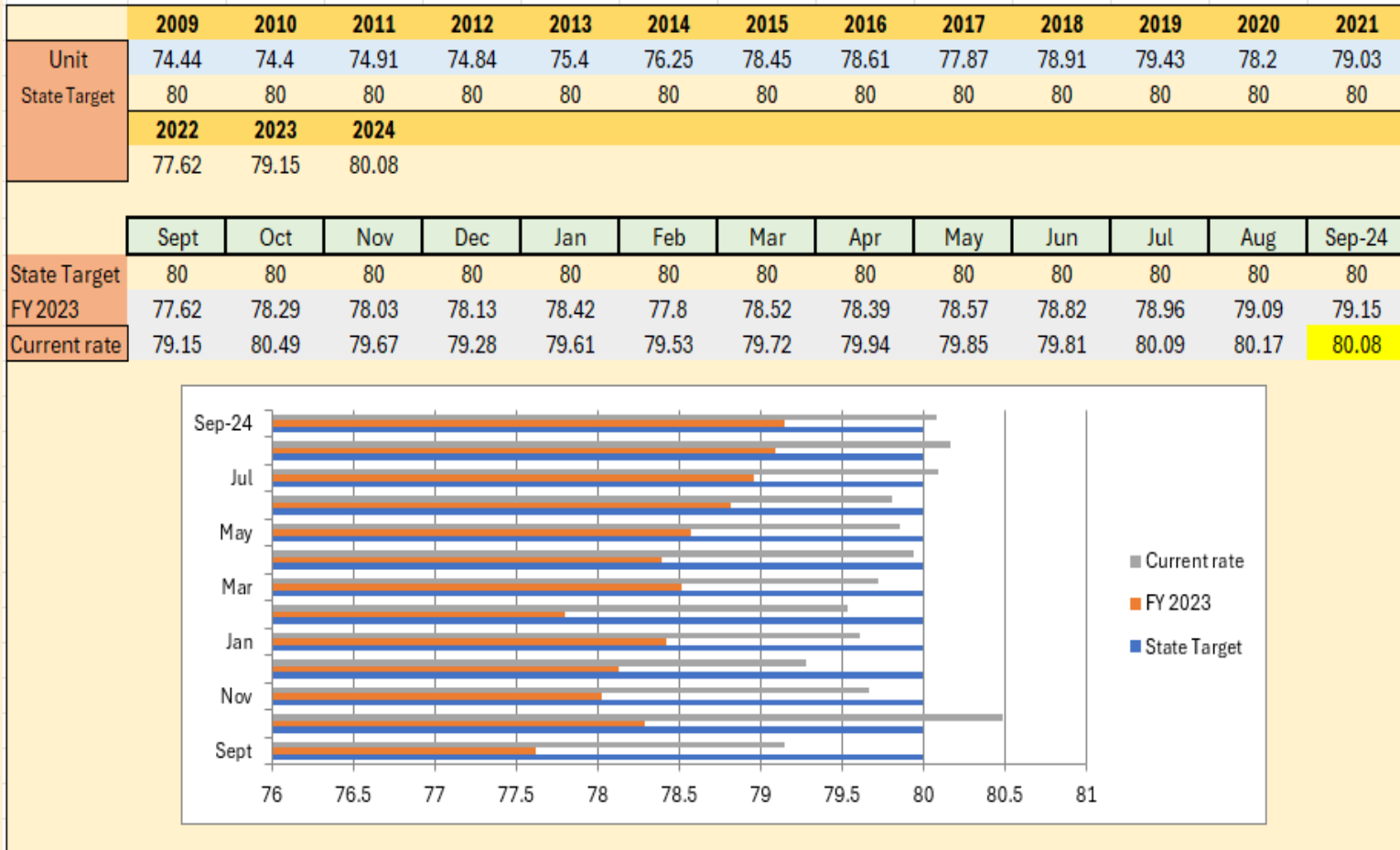
County Performance = 79.2%

$$\text{Federal Application Table} = 98\%$$

$$\$206,135 \times 98\% = \$202,012 \text{ amount earned}$$



Current Support Performance for FFY 2024



Arrears Collections

	CSUP Collections 20%	Arrears Cases w/ Collections 15%	Adjusted Caseload 65%	Total All Measures
Amount Eligible	\$206,135	\$137,213	\$572,077	\$915,425
Amount Earned	\$202,012	\$131,724	\$572,077	\$905,813
Amount Earned %	98%	96%	100%	98.95%

FEDERAL APPLICATION TABLE	
Csup/Arrears	
71%	82.00%
72%	84.00%
73%	86.00%
74%	88.00%
75%	90.00%
76%	92.00%
77%	94.00%
78%	96.00%
79%	98.00%
80%	100.00%

FFY 2023

Marathon Co cases 3,133 1.525884%
 Statewide cases 205,323

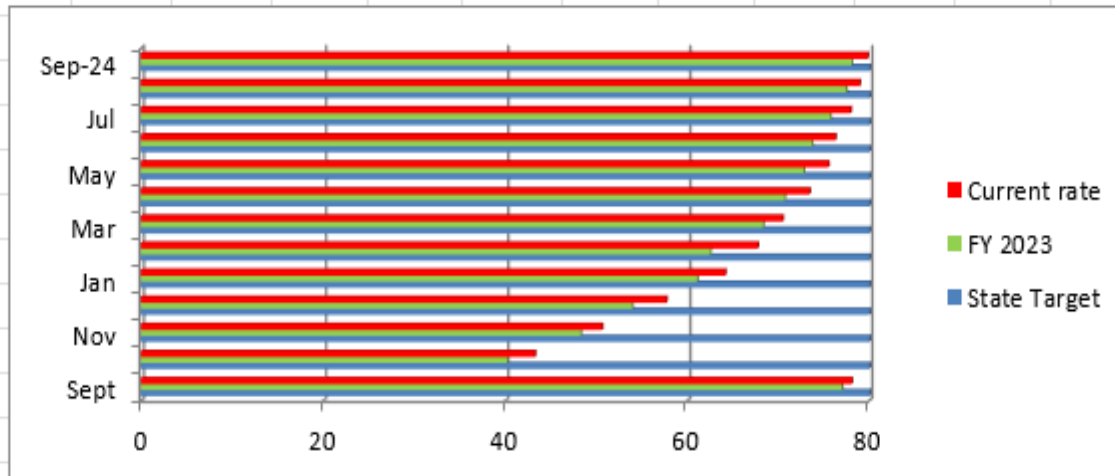
Statewide Allocation for Arrears = \$8,992,315
 $\$8,992,315 \times 1.5258884\% = \$137,213$

County Performance = 78.0%
 Federal Application Table = 96%
 $\$137,213 \times 96\% = \$131,724$ amount earned



Arrears Performance for FFY 2024

	2009	2010	2011	2012	2013	2014	2015	2016	2017	2018	2019	2020	2021
Unit	68.27	69.57	70.68	70.65	72.58	74.11	76.08	78.06	78.37	79.34	78.58	80.92	79.02
State Target	80	80	80	80	80	80	80	80	80	80	80	80	80
	2022	2023	2024										
	76.99	78.04	79.79										
	Sept	Oct	Nov	Dec	Jan	Feb	Mar	Apr	May	Jun	Jul	Aug	Sep-24
State Target	80	80	80	80	80	80	80	80	80	80	80	80	80
FY 2023	76.99	40.21	48.29	53.96	61.09	62.54	68.32	70.71	72.79	73.7	75.71	77.46	78.04
Current rate	78.04	43.24	50.62	57.69	64.16	67.74	70.46	73.41	75.49	76.26	77.92	78.93	79.79



Caseload

	CSUP Collections 20%	Arrears Cases w/ Collections 15%	Adjusted Caseload 65%	Total All Measures
Amount Eligible	\$206,135	\$137,213	\$572,077	\$915,425
Amount Earned	\$202,012	\$131,724	\$572,077	\$905,813
Amount Earned %	98%	96%	100%	98.95%

Caseload Size (Adjusted)

- ❖ **Cases with a court order and paternity established**
- ❖ **Cases touched appropriately and at least annually**
- ❖ **Cases with orders reflecting all mandated components**

FFY 2023

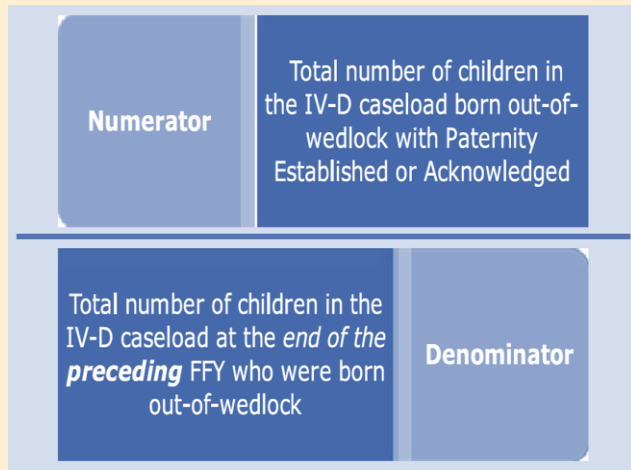
Marathon Co cases 4,929 = 1.4681178%
 Statewide cases 335,736

Statewide Allocation =

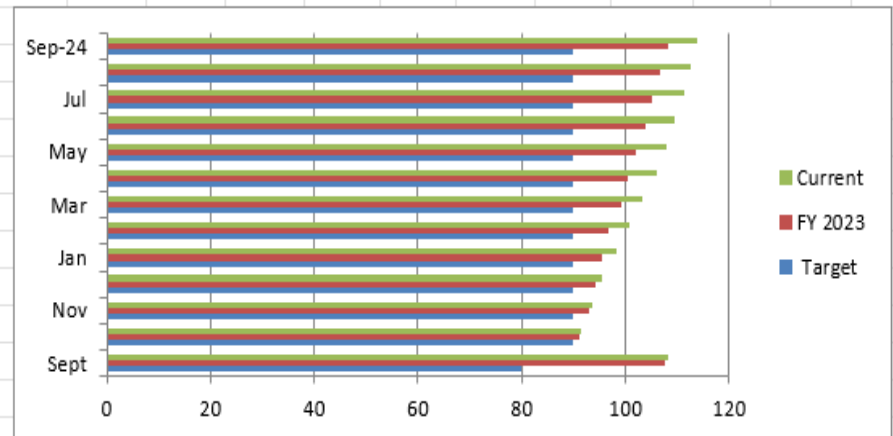
$\$38,966,695 \times 1.4681178\% = \$572,077$



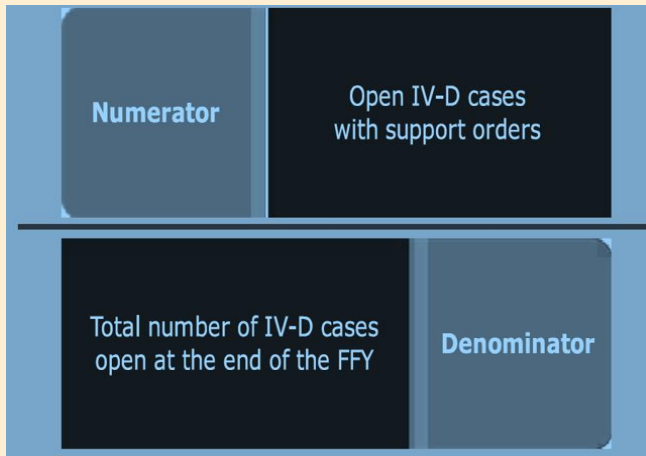
Paternity Establishment



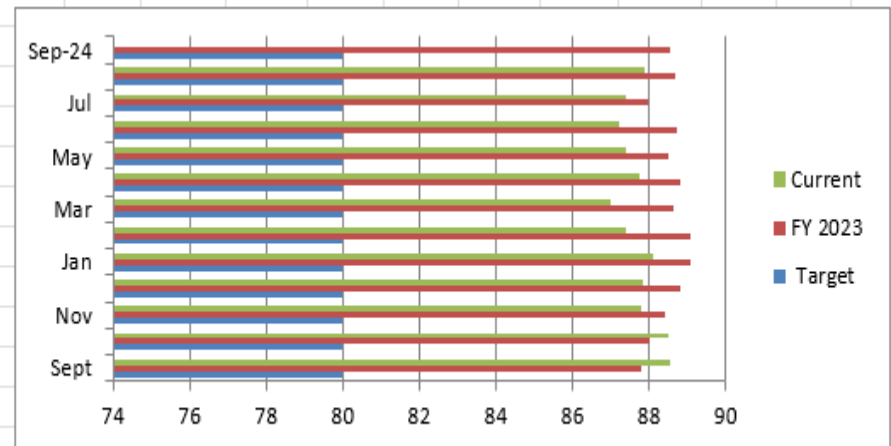
	2009	2010	2011	2012	2013	2014	2015	2016	2017	2018	2019	2020	2021
Unit	100.22	100.08	103.09	104.15	104.93	106.95	108.4	108.47	108.64	110.08	111.57	109.63	108.38
State Target	90	90	90	80	80	80	80	80	80	80	80	80	90
	2022			2023			2024						
	107.54	108.32	113.93										
	Sept	Oct	Nov	Dec	Jan	Feb	Mar	Apr	May	Jun	Jul	Aug	Sep-24
Target	80	90	90	90	90	90	90	90	90	90	90	90	90
FY 2023	107.54	91.01	92.85	94.21	95.52	96.86	99.17	100.36	102.14	103.87	105.12	106.65	108.32
Current	108.32	91.4	93.73	95.63	98.16	100.68	103.29	106.01	107.89	109.62	111.4	112.62	113.93



Court Order Establishment



	2009	2010	2011	2012	2013	2014	2015	2016	2017	2018	2019	2020	2021
Unit	79.06	79.7	83.57	84.78	87.49	88.68	89.63	88.27	89.31	89.28	88.76	88.61	87.21
Target	80	80	80	80	80	80	80	80	80	80	80	80	80
	2022 2023 2024												
	87.78	88.54	87.56										
	Sept	Oct	Nov	Dec	Jan	Feb	Mar	Apr	May	Jun	Jul	Aug	Sep-24
Target	80	80	80	80	80	80	80	80	80	80	80	80	80
FY 2023	87.78	88	88.43	88.8	89.1	89.1	88.63	88.82	88.53	88.72	87.96	88.69	88.54
Current	88.54	88.49	87.81	87.86	88.12	87.39	87	87.75	87.41	87.21	87.4	87.87	87.56



Unearned Funds Allocation

Difference between actual award and total eligible amount when full funding is not achieved



- Marathon County earned 1.6005148% of the State's total funding available to child support counties.
- Marathon County had \$9,612 in unearned funds.
- The total unearned amount of funds across the state = \$3,353,659.
- Total award to Marathon County $\$ 3,353,659 \times 1.6005148\% =$
 $\$53,676.$

Bonus Incentive Medical Support

- Total of \$300,000 GPR available each State fiscal year.
- Purpose is to reward county CSAs that find private insurance for Medicaid children.
- Reward is also eligible for matching funds at 66%.
- 64.24% of our cases had private insurance in place and we will receive additional incentive funding of \$14,683.



What is Next in FY 2025?

Focus on increasing our performance in all categories.

Increasing community education about our program.

Continue to integrate successful ELEVATE components into the “standardized” approach to child support services.

