
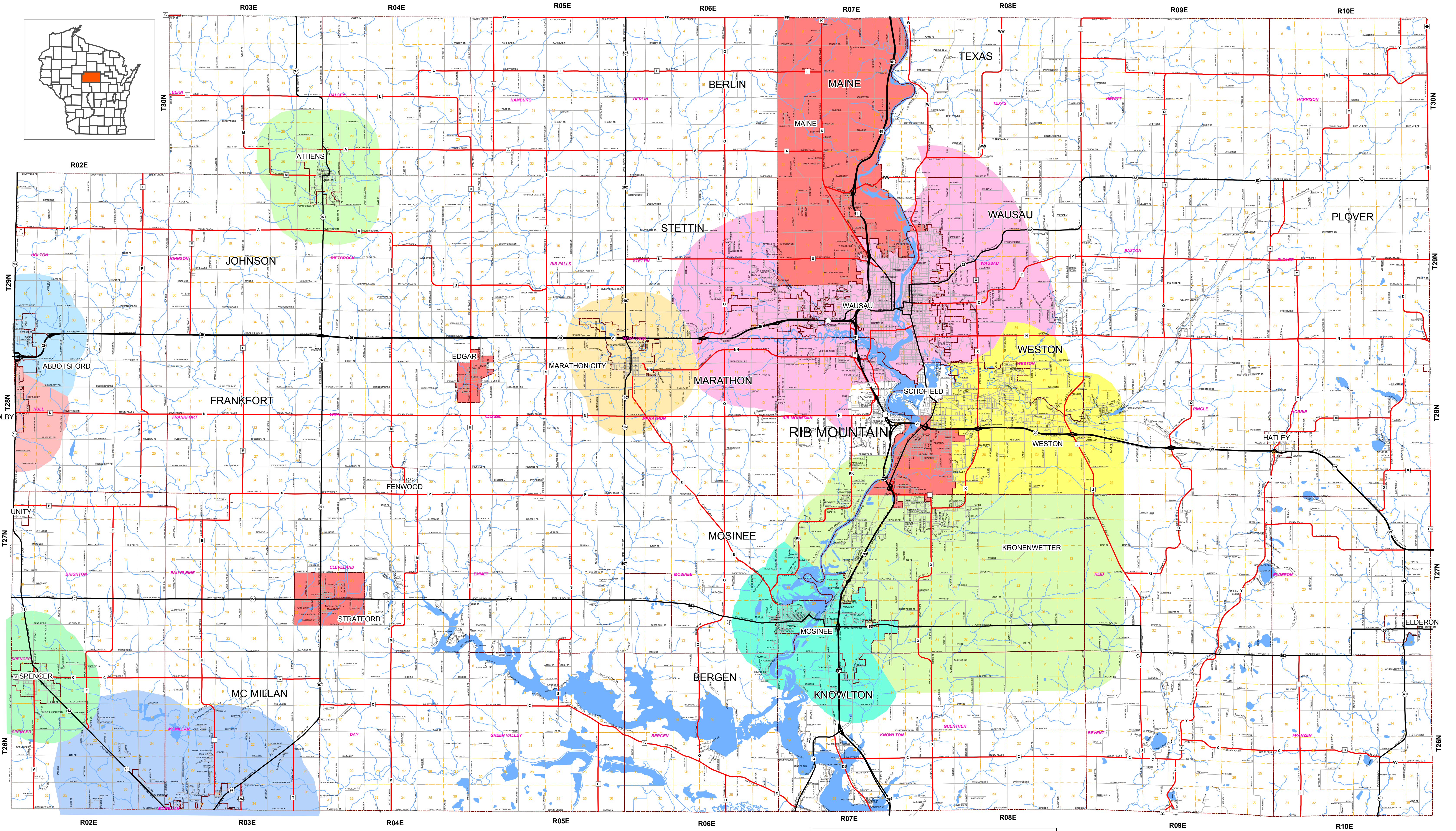
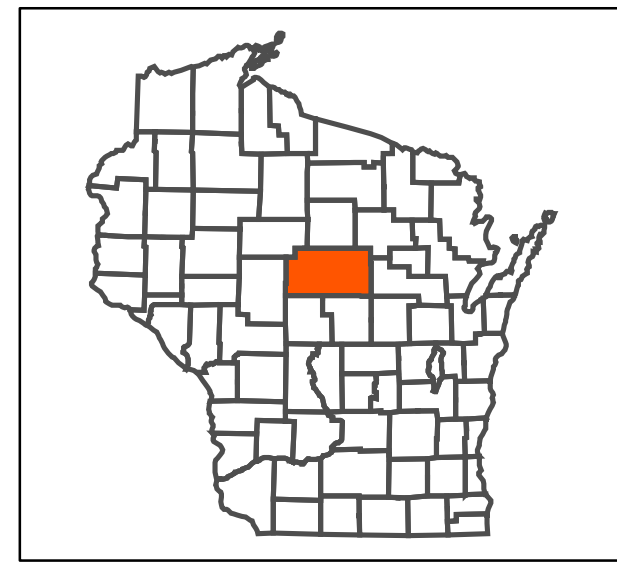


MARATHON COUNTY WI CSM & SUBDIVISION REVIEW AREAS



— State & US Highways	▭ Municipal Boundary	▭ ABBOTSFORD	▭ MARSHFIELD
— County Roads	▭ Water Features	▭ ATHENS	▭ MOSINEE
— Local Roads	▭ Sections (est.)	▭ BROKAW	▭ SPENCER
— Unconstructed Road		▭ COLBY	▭ WAUSAU
		▭ KRONENWETTER	▭ WESTON
		▭ MARATHON CITY	▭ CSM Review

Map developed by Marathon County
Conservation, Planning & Zoning GIS
Date: 12/10/2019

Path: O:\Common\gis\data\mxd\projects\scm_review_map24_36.mxd