



MARATHON COUNTY HUMAN RESOURCES, FINANCE AND PROPERTY COMMITTEE AGENDA

Date & Time of Meeting: **Wednesday, July 12, 2023 at 3:00pm**

Meeting Location: **Courthouse Assembly Room, Courthouse, 500 Forest Street, Wausau WI 54403**

Committee Members: John Robinson, Chair; Alyson Leahy, Vice-Chair; Kurt Gibbs, Gayle Marshall, Kody Hart, Ann Lemmer, Yee Leng Xiong

Marathon County Mission Statement: Marathon County Government serves people by leading, coordinating, and providing county, regional, and statewide initiatives. It directly or in cooperation with other public and private partners provides services and creates opportunities that make Marathon County and the surrounding area a preferred place to live, work, visit, and do business. (Last updated: 12-20-05)

Committee Mission Statement: Provide leadership for the implementation of the County Strategic Plan, monitor outcomes, review, and recommend to the County Board policies related to human resources initiatives, finance and property of the County.

Persons wishing to attend the meeting by phone may call into the **telephone conference beginning five (5) minutes prior to the start time indicated above using the following number:**

Phone#: 1-408-418-9388 Access Code: 146 235 4571

When you enter the telephone conference, **PLEASE PUT YOUR PHONE ON MUTE!**

The meeting will also be broadcast on Public Access or at <https://tinyurl.com/MarathonCountyBoard>

1. **Call Meeting to Order**
2. **Pledge of Allegiance**
3. **Public Comment (15 Minutes)** (Any person who wishes to address the committee during the "Public Comment" portion of the meetings, must provide his or her name, address, and the topic he or she wishes to present to the Marathon County Clerk, or chair of the committee, no later than five minutes before the start of the meeting. All comments must be germane to a topic within the jurisdiction of the committee.)
4. **Approval of the June 20, 2023, Human Resources, Finance and Property Committee Meeting Minutes**
5. **Policy Issues Discussion and Potential Committee Determination**
 - A. Continued Discussion regarding 2024 Annual Budget and policy recommendations from the committee
 1. Review Mandatory / Discretionary Program document
 2. Review of Rates and Fees document
 3. Review of 5-Year Departmental Expense / Levy document
6. **Operational Functions Required by Statute, Ordinance, Resolution, or Policy**
 - A. Discussion and Possible Action by HRFC
 1. Approval of Claims and Questioned Costs
 2. Bid Opening for [Tax Deed Parcel 2023-1, 425 Super St, Mosinee](#)
 3. Discussion on the Regional Forensic Science Center Fundraising Plan
 4. **Motion to go into Closed Session (roll call vote suggested), pursuant to Wis. Stat. s. 19.85(1)(e), for the purpose of deliberating or negotiating the purchasing of public properties, the investing of public funds, or conducting other specified public business, whenever competitive or bargaining reasons require a closed session, to wit: review of appraisals for, and discussion of strategy regarding the potential purchase of private property adjacent to county-owned properties.**
 5. Motion to return to open session (roll call vote not required)
 6. Discussion and possible action resulting from closed session discussion
 - B. Discussion and Possible Action by HRFC to Forward to County Board for Consideration
 1. Budget Transfer - Wisconsin Election Commission Subgrant for Absentee Envelopes
 2. Approval of Proposed Easement Relating to Watermain Construction, Reconstruction, Maintenance, Inspection, and/or Repair on the Marathon Park Property
 3. To Create 1.0 Deputy Sheriff in the Marathon County Sheriff's Office to Provide Contracted Services to Rib Mountain
 4. 2024 Budget Assumptions
7. **Educational Presentations and Committee Discussion**
 - A. 2023-2025 State Budget

SIGNED s/s John Robinson
Presiding Officer or Designee

EMAILED TO: Wausau Daily Herald, City Pages, and other Media Groups

EMAILED BY: _____

DATE & TIME: _____

NOTICE POSTED AT THE COURTHOUSE

BY: _____

DATE & TIME: _____

B. Update from Staff on 2024 Capital Improvement Program Development

8. **Next Meeting Date & Time, Announcements and Future Agenda Items**

A. Committee members are asked to bring ideas for future discussion.

B. Next meeting: Tuesday, July 18, 2023 at 3:00pm (?)

9. **Adjournment**

*Any Person planning to attend this meeting who needs some type of special accommodation in order to participate should call the County Clerk's Office at 261.1500 or email countyclerk@co.marathon.wi.us one business day before the meeting.



MARATHON COUNTY HUMAN RESOURCES, FINANCE AND PROPERTY COMMITTEE AGENDA WITH MINUTES

Date & Time of Meeting: **Tuesday, June 20, 2023 at 3:00pm**

Meeting Location: **Courthouse Assembly Room, Courthouse, 500 Forest Street, Wausau WI 54403**

John Robinson	Present
Alyson Leahy	Present
Kurt Gibbs	Present
Gayle Marshall	Present
Kody Hart	Present
Ann Lemmer	Present
Yee Leng Xiong	Present

Staff Present: Lance Leonhard, Kristi Palmer, Mike Puerner, Molly Adzic, David Holcomb

Others Present: None

1. **Call Meeting to Order** – 3:07pm due to some technical issues with WebEx
2. **Pledge of Allegiance**
3. **Public Comment** – None
4. **Approval of the June 7, 2023, Human Resources, Finance and Property Committee Meeting Minutes**
Motion by Gibbs, Second by Lemmer to approve the minutes as presented. Motion carried on a voice vote unanimously.
5. **Policy Issues Discussion and Potential Committee Determination**
6. **Operational Functions Required by Statute, Ordinance, Resolution, or Policy**
 - A. Discussion and Possible Action by HRFC
 1. Policies / Benefits for Recruitment and Retention of Staff – Discussion was had as a follow-up from the last meeting regarding the adjustments to the work week. Department Heads will be weighing in with the Administrator in order to put forward a potential plan. A report will be presented at the second July meeting. Additional discussion followed regarding childcare as a benefit. Additional information will be provided at the second July meeting as well.
 2. Approval of May Claims and Questioned Costs - Motion by Marshall, Second by Xiong to approve the claims and questioned costs as presented. Motion carried on a voice vote unanimously.
 3. **Motion to go into Closed Session (roll call vote suggested), pursuant to Wis. Stat. s. 19.85(1)(e), for the purpose of deliberating or negotiating the purchasing of public properties, the investing of public funds, or conducting other specified public business, whenever competitive or bargaining reasons require a closed session, to wit: review of appraisals for, and discussion of strategy regarding the potential purchase of private property adjacent to county-owned properties.**
Motion by Gibbs, Second by Leahy to go into closed session. Motion carried on a roll call vote unanimously.
 4. Motion to return to open session (roll call vote not required) – Motion by Gibbs, Second by Lemmer to return to open session. Motion carried on a voice vote unanimously.
 5. Discussion and possible action resulting from closed session discussion - no action was taken in closed session. Staff was directed to continue the ongoing negotiations and report back at a subsequent meeting.
 - B. Discussion and possible Action by HRFC to Forward to County Board for Consideration
7. **Educational Presentations and Committee Discussion**
 - A. 2023-2025 State Budget Impacts on Marathon County
 1. Shared Revenue and State Funding of Programs – Chair Robinson gave an overview of the shared revenue that was approved by the legislature. There was a change in how those payments will be funded in the future using the sales tax vehicle. Additional information and details will be coming in the near future.
 2. Forensic Science Center – Administrator Leonhard stated that the Joint Committee on Finance did award seven million dollars to the project. The County is now tasked to match those funds. Additional work will be done on identifying funding sources for that additional money.

8. **Next Meeting Date & Time, Announcements and Future Agenda Items**

- A. Committee members are asked to bring ideas for future discussion. The July 12 meeting will include tax deed bid openings and discussion, as well as an ARPA update. The committee workplan will also be looked at as well as potential discussion on divestment of excess property. A Workday update was requested as well.
- B. Next meeting: Wednesday, July 12, 2023 at 3:00pm

9. **Adjournment** – Motion by Hart, Second by Leahy to adjourn. Motion carried on a voice vote unanimously. Meeting adjourned at 4:23 p.m.

Minutes prepared by Kim Trueblood, County Clerk

DRAFT



MANDATED SERVICES REVIEW - 2023

TABLE OF CONTENTS

Clerk of Court	3
Medical Examiner	5
District Attorney	6
Corporation Counsel	8
Administration	10
County Clerk	13
Human Resources	15
City-County Information Technology	17
Finance	18
County Treasurer	19
Facilities & Capital Management	21
Register of Deeds	23
Health Department	24
Social Services	27
Sheriff's Office	30
Highway	32
Emergency Management	34
Conservation, Planning & Zoning	36
Parks, Recreation & Forestry	40
UW-Madison, Division of Extension	41
Veterans Service Office	42
Central Wisconsin Airport	43
Library	44
Aging & Disability Resource Center of Central Wisconsin	45
North Central Health Care Center	46
Solid Waste	49

Service Area	Mandated (Yes/No)	Statutory Authority
Specific Staffing Levels within Departments	No, generally.	<p>Wis. Stat. § 59.22, provides that “the board <i>may</i> . . . establish the number of employees in any department or office including deputies to elective officers.”</p> <p>Annually, within the budget, the Board of Supervisors is presented with the full-time equivalent summary by department.</p>

CLERK OF COURT		
Service	Mandated (Yes/No)	Statutory Authority
Case filing/docket/minutes	Yes	Wis. Stat. § 59.40(2) & 799.10 and Supreme Court Rules
Judgment & lien docket	Yes	Wis. Stat. § 59.40(2) & Ch. 779 and 806 and Supreme Court Rules
Collect payments & filing fees	Yes	Wis. Stat. § 59.40(2), 799.25 & Ch. 814 and Supreme Court Rules
Jury management	Yes	Wis. Stat. § 59.40(2) & Ch. 756 and Supreme Court Rules
Appeals	Yes	Wis. Stat. Ch. 808 and Supreme Court Rules
Appoint and revoke deputy clerks	Yes	Wis. Stat. § 59.40(1)(a) and Supreme Court Rules
Provide public with information regarding the Circuit Court's small claims system	Yes	Wis. Stat. § 799.09 and Supreme Court Rules
Retention and Maintenance of Court Records	Yes	Supreme Court Rule 72
PROBATE and JUVENILE SPECIFIC		
Register in Probate can act as the Clerk of Juvenile Court	Yes	Wis. Stat. § 851.72(7), § 48.04
Case file management, docket, keep minutes: probate files	Yes	Wis. Stat. § 851.72; Chps 851-879
Case file management, docket, keep minutes: emergency detention, guardianship, and juvenile files	Yes	Wis. Stat. Ch. 51, 53-55, Ch. 48 & 938
Collect filing and other fees	Yes	Wis. Stat. § 814.66
Appeals	Yes	Wis. Stat. Ch. 808
MISCELLANEOUS		

Counties have circuit court judges and court commissioners; all perform statutory / constitutionally mandated circuit court functions.	Yes	Wis. Stat. Chps. 753, 757; Supreme Court Rules
--	-----	--

<p>Additional information:</p> <ul style="list-style-type: none"> - § 753.30 enumerates the Clerk of Circuit Court powers. - Additional information: Other statutory duties include: procuring, scheduling and paying interpreters; witnesses; marking, storing and retention of exhibits and mandatory reporting to the State for: interpreter reimbursement, juvenile legal fees, US Attorney billings, unclaimed funds, jury evaluation report and annual report of costs. - The positions of Clerk of Circuit Court and one deputy are mandated.

MEDICAL EXAMINER

Service	Mandated (Yes/No)	Statutory Authority
Reporting Death	Yes	Wis. Stats. § 979.01 Wis. Adm. Code DHS 135.09
Determine cause and manner of death, death certificate signing	Yes	Wis. Stats. § 59.34, 69.18, 979.03 Wis. Adm. Code DHS 135.09
Issue cremation and disinterment permits.	Yes	Wis. Stat. § 59.34, 69.18(4) Wis. Adm. Code DHS 135.09
Subpoena documents	Yes	Wis. Stat. § 979.015
Burial of bodies (homeless or no one claims body)	Yes	Wis. Stat. § 979.09
Reporting deaths of public health concerns	Yes	Wis. Stat. § 979.012
Order autopsy	Yes	Wis. Stat. § 979.02, 025, 03
Reporting deaths of public health concern	Yes	WIS 979.012
Autopsy of correctional inmate	Yes	979.025
Autopsy for SIDS	Yes	979.03
Inquests	Yes	979.05
Death Review Team (e.g., Suicide, Overdose) participation and leadership, Community & Partner training and consultation	No	
Mass Fatality Planning and HERC participation	No	
Family grief support program and services	No	

Additional information:

- Counties may operate under a Coroner (elected) or Medical Examiner (appointed) system. In addition to those outlined above, applicable statutes include §§ 59.34 and .38.

DISTRICT ATTORNEY/VICTIM WITNESS		
Service	Mandated (Yes/No)	Statutory Authority
Prosecution of Crimes – (all aspects, including related procedures such as John Doe, Inquests)	Yes	Wis. Stat. Chs. 950, 967, 978.05(3)
Diversion Activities	No	
Treatment Court participation	No	
Summer Internship Program	No	
Community Partner Education (e.g., presentations to local schools on consent, sexting, etc.)	No	
VICTIM WITNESS ACTIVITIES		
County is responsible for providing services to victims and witnesses	Yes	Wis. Stat. § 950.055 <u>Wisconsin Constitution</u> <u>Art I Sec 9m</u>
Assistance to Victims and Witnesses of Adult and Juvenile Criminal Acts as Listed in Basic Bill of Rights for Crime Victims	Yes	Wis. Stat. § 950.04 <u>Wisconsin Constitution</u> <u>Art I Sec 9m</u>
Court Notification	Yes	Wis. Stat. § 950.04 <u>Wisconsin Constitution</u> <u>Art I Sec 9m</u>
Escort and Court Support	Yes	Wis. Stat. § 950.04
Employee Intercession	Yes	Wis. Stat. § 950.04

Restitution Information	Yes	Wis. Stat. § 950.04
Victim Impact Statements	Yes	Wis. Stat. § 950.04 <u>Wisconsin Constitution</u> <u>Art I Sec 9m</u>
Appropriate Referrals	Yes	Wis. Stat. § 950.04
Property Return and Parole Eligibility Notification	Yes	Wis. Stat. § 950.04 <u>Wisconsin Constitution</u> <u>Art I Sec 9m</u>
<p>Additional information:</p> <ul style="list-style-type: none"> - District Attorney (state prosecutor) responsibilities are provided in chapter 978, which clarifies that the intergovernmental cooperation envisioned by the statutes does not “limit[] the authority of counties to regulate the hiring, employment and supervision or county employees.” - Electronic records retention management is an area of increasing concern given the significant storage costs associated with the volume of records generated during the investigation and prosecution process. - Victim Rights are governed by Wis. Stat. § 950.04(1v); Witness rights are governed by Wis. Stat. § 950.04(2w). Wisconsin Constitution Art I Sec 9m - § 950.07 requires intergovernmental cooperation between the county board, district attorney, local law enforcement agencies, social services agencies, victim witness offices and courts to ensure statutes regarding victims and witnesses are complied with. 		

CORPORATION COUNSEL		
Service	Mandated (Yes/No)	Statutory Authority
Prosecution of Mental Commitment Proceedings	Yes	Wis. Stat. § 51.20(4)
Prosecution of Guardianship and Protective Placement Proceedings	Yes	Wis. Stat. § 55.02(3)
Legal Advice to County Officials, Committees, Boards and Commissions	Yes	Wis. Stat. § 59.42(1)(c); 19.59(5)
Advise and Assists Treasurer with Foreclosures/Tax Liens	No	Wis. Stat. § 59.42(1)(c)
Prosecution of Zoning Codes / Septic System Violations / Human Health Hazards / misc. enforcement	Yes	Wis. Stat. § 59.42(1)(c); 59.69; 254.59; 173.23; 173.24; various ordinances
Represent the County in Civil Actions	Yes	Wis. Stat. § 59.42(1)(c)
Preparation of Documents for Court Action	Yes	Wis. Stat. § 59.42(1)(c)
Review/Preparation of Contracts, Agreements & Leases	No	Wis. Stat. § 59.42(1)(c)
Establishes Paternity, Enforce Child Support Collections and Represent Child Support Agency in Court Proceedings	Yes	Wis. Stat. § 49.22(7) and 59.53(5), (6) & Title IV-D of Federal Social Security Act
Prosecute Child Protection Actions, including minor guardianships	Yes (County is mandated to perform)	Wis. Stat. § 48.095 requires designation of Corporation Counsel or District Attorney, Marathon County has

		designated Corporation Counsel
Represent Interests of the Public in Termination of Parental Rights Proceedings	Yes	Wis. Stat. § 48.09

Additional information:

- § 59.42 provides that the Board **may** appoint a corporation counsel. When authorized by the Board, in a county administrator led county, the County Administrator shall have the authority to appoint and supervise the position. If a County Board does not authorize the creation of the position, the board is responsible for designating an attorney to perform the duties provided by law.

COUNTY ADMINISTRATOR		
Service	Mandated (Yes/No)	Statutory Authority
Coordinate all functions not vested by law in boards or commissions	Yes*	Wis. Stat. §59.18(2)(a)
Chief Administrative Officer	Yes*	Wis. Stat. § 59.18(2)
Ensure observation, enforcement, and administration of all state and federal laws and local ordinances	Yes*	Wis. Stat. § 59.18(2)
Assist Board in Long-Range (Strategic Planning)	No	
Annual Budget	Yes*	Wis. Stat. §59.18(5)
Annual Workplan	No*	Submission of a workplan is required by existing board rules.
Assist Committee Chairs Committee Agenda development	No	
Participate in Economic Development bodies (e.g., Chamber of Commerce, MCDEVCO)	No	Wis. Stat. § 59.57, provides the board may appropriate money for limited activities.
Appoint Members of Boards and Commissions	Yes*	Wis. Stat. § 59.18(2)(c)
Appoint and Supervise Department Heads	Yes*	Wis. Stat. § 59.18(2)(b)
Conduct Performance Evaluations	No	
Public Communications Oversight and Coordination	No	

Service on Intergovernmental organizations of which Marathon County is a founder/member	No*	Participation on NCHC bodies (Executive & Board) and CCITC Board is mandated by respective intergovernmental agreements approved by County Board
Internal Communications Oversight and Coordination	No	
Performance Data – generation, oversight, reporting, and response coordination	No	
JUSTICE SYSTEMS		
Criminal Justice Collaborating Council staffing support and leadership	No	
Case Management & Treatment Services Program (coordination and oversight in collaboration with courts)	No	
Diversion Programs (coordination and contract management)	No	
Treatment courts and Supportive Services (coordination and oversight in collaboration with courts) (e.g., Community Service program, Driving with Care, Domestic Violence SAFE, Risk Assessment, etc.)	No	
Pretrial Assessment and Supervision	No	

Additional information:

*The County Administrator is not a county-mandated position. There are alternate forms of governance that may be utilized by counties, such as an Administrative Coordinator or County Executive. Marathon County has opted for an Administrator form of governance. Therefore, the County Administrator is required to comply with the requirements of Wis. Stat. § 59.18.

COUNTY CLERK		
Service	Mandated (Yes/No)	Statutory Authority
Administer and oversee all County, State and National elections in conjunction with local municipal clerks.	Yes	Wis. Stat. § 5.05(14), 7.10 Chapters 5 - 12
Provides voter registration services for Marathon County municipalities (requires necessary technology and training)	Yes	Wis. Stat. § 6.28
Record and maintain all County Board proceedings and coding of adopted resolutions and ordinances; county administration; planning and zoning authority; claims against the County	Yes	Wis. Stat. § 59.23(2)
Process marriage licenses and issue marriage certificates	Yes	Wis. Stat. § 765.05, 765.15, 765.12
Issue domestic partnership terminations	Yes	Wis. Stat. § 770.07(2)
Maintain dog license records; process dog damage claims and issue dog tags to local treasurers	Yes	Wis. Stat. § 174.07(1)(c), 174.07(2)(b), 174.11(2)(b)
Timber Harvest of Raw Forest Products	Yes	Wis. Stat. § 26.03
File Probate Claim Notices	Yes	Wis. Stat. § 859.07(2)
Legal custodian of the County's Code of Ordinances	Yes	Wis. Stat. § 66.0103
Tax Deeds – coordinate sales, notices	Yes	Wis. Stat. Chapters 75 – 77
Resignations, Vacancies, and Removals from Office	Yes	Wis. Stat. § 17.01(5), 17.01(13)(b)
Oaths and Bonds, Public Records and Property	Yes	Wis. Stats. § 19.21(1)
Publication of Legal Notices	Yes	Wis. Stats. Chapter 985

Prepare and maintain annual budget for County Board and Assembly Room	No	
Compile official County Directory which includes County Departments and staff, County Board Supervisors and Committees, Federal, State, and local officials	Yes/No	Municipal Officers to provide to clerk (responsible to send to Secretary of State) per Wis. Stat. § 59.23(2)(s)
Serve as agent for the U.S. Department of State in processing passport applications	No	Wis. Stat. § 69.30(2m) allows either a County Clerk or Clerk of Court to copy certified copies of birth certificates for the purpose of processing passport applications
Provide internal and public notary services	No	
Issue Direct Seller Permits	No	Issuance of direct seller permits is governed by Section 12.05 of Marathon County's General Code, which places the Clerk in charge of issuance.
Process in and outgoing mail, maintain postage meter	No	
<p>Additional information:</p> <ul style="list-style-type: none"> - § 59.23 provides that the positions of County Clerk and one deputy are mandated, as well as an annual salary for the Clerk. Deputy salary is nonmandated, as well as assistants to the Clerk. If, however, an assistant(s) is/are authorized by the Board, the State mandates the provision of a salary. 		

HUMAN RESOURCES

Service	Mandated (Yes/No)	Statutory Authority
Collective Bargaining and Labor Negotiations Administration*	Yes*	Wis. Stat. § 111.70
Coordination of Recruitment and selection of employees to comply with applicable federal and state requirements.	Yes*	See e.g. Wis. Stat. §§ 111.322, 111.33, 111.335, 111.36
Coordination and administration of employee benefits, such as: Health Insurance plan, Wellness Program and Initiatives, Open Enrollment,	No	Insurance is discretionary as provided in § 59.52(11)
Coordination and management of all applicable health insurance laws and notification requirements (HIPAA, COBRA)	Yes*	26 CFR § 54.4980B
Advise Department Heads, Division Managers, and Program Supervisors on human resources issues	No	
Property Insurance Administration and Claims Management	Yes*	Local governments are required to respond to claims; however, insurance is discretionary as provided in § 59.52(11)
Employee Safety and Health & Loss Control	Yes* (level of service)	Local governments are required to respond to claims; however, insurance is discretionary as provided in § 59.52(11); see also Wis. Stat. § 101.055; Wis. Admin. Code Chapters SPS 361, 362
Liability Insurance Administration & Claims Management	No	Local governments are required to respond to claims; however, insurance is discretionary as provided in § 59.52(11)

Job classification system management	No, but 59.52(10)	§ 59.52(10) requires salaries to be paid.
Performance Review Management	No	
Administer applicable programs (e.g., ADA, EAP, FMLA, Civil Rights Compliance and Equal Opportunity) in accordance with state and federal laws	Yes*	42 U.S.C. §§ 12101 - 12213; 14 CFR § 120.115; 29 CFR Part 825; 42 U.S.C. § 2000e; 29 U.S.C. § 206(d); 29 U.S.C. § 621; 42 U.S.C. § 1981
Custodian of personnel records*	Yes	Wis. Stat. § 19.21
Training of employees	Yes/No	State and Federal laws do have specific training (initial/ongoing) requirements for various positions; however, general employee training and development is not mandated.
IDEAS Academy training delivery and coordination (continuous improvement)	No	

Additional information:

* The requirements set forth in federal and state law pertaining to the human resource functions are not statutory requirements of the Human Resources Department, but rather counties in general. In Marathon County, Human Resources performs these functions.

CITY-COUNTY INFORMATION TECHNOLOGY

Service	Mandated (Yes/No)	Statutory Authority
Hardware and Software procurement coordination and management	No	
Network Administration and Management (including Information Security and WCAN)	No	
Provide records retention for electronic data and communications	Yes	Wis. Stat. § 19.21
Provide and maintain telephone system for County	No	
Technical Support for public website	No	
Software training	No	
Helpdesk and PC Support	No	
Broadband Taskforce Support	No	

Additional information:

- The Intergovernmental Agreement creating CCITC provides that members' respective budgetary allocations for technology support are determined by the CCITC Board.

FINANCE

Service	Mandated (Yes/No)	Statutory Authority
Accounting*	Yes*	Wis. Stat. § 59.61
Payroll*	Yes*	Wis. Stat. § 59.52(10)
Financial Reporting*	Yes*	Wis. Stat. §§ 59.61 & 59.65
Accounts Payable*	Yes*	Wis. Stat. § 59.61
Auditing*	Yes*	Wis. Stat. § 59.47(2)
Assist with CIP and Operating Budget Preparation, Submittal and Ongoing monitoring*	Yes*	Wis. Stat. § 59.60(4)(a)-(c)
ERP System Technical Support	No	
Investment Policy management	No	Wis. Stat. § 66.0603 (1m)
Cash Reconciliation	No	
Director serves as Tax Increment Financing Review Board representative for County	Yes/No	§ 66.1105 requires a county representative; however, it is not required to be the Finance Director.

Additional information: The requirements set forth in Wis. Stat. Ch. 59 pertaining to the Finance Department are not statutory requirements of the Finance Department, but rather counties in general. Marathon County has chosen to deliver these services through a Finance Department; however, the Department itself is not statutorily mandated.

TREASURER		
Service	Mandated (Yes/No)	Statutory Authority
Collection of property tax, including: payment of taxes, settlement of taxes, adjustment of taxes, collection of delinquent taxes, issuance of tax certificates, and management of tax software	Yes	Wis. Stat. 59.25(3) & 74.07
Delinquent Tax Parcel Payment Agreement program	No	
Maintenance of ownership and description of all real property parcels in the county. Coordination of real property parcel information in the county for use by municipal clerks and treasurers, county offices, title and mortgage companies, district assessors, and the public. Coordination between county and taxation districts for assessment and taxation purposes, including coordination of computer services for same. Preparation and printing of tax bills, tax rolls and assessment rolls for all municipalities. *	Yes	Wis. Stat. 59.72, 70.09 & 74
Receipt all county monies	Yes	Wis. Stat. 59.25(3)
Disbursement of all county payments	Yes	Wis. Stat. 59.25(3)
Implementation of tax deed and/or foreclosures	Yes	Wis. Stat. 75
Administrative duties, such as receipt of all forms	Yes	Wis. Stat. 59.25(3), 59.52(4) & 59.66
Management of unclaimed funds including receipt of monies and publication	Yes	Wis. Stat. 59.66
Banking and internal revenue processing	Yes	Wis. Stat. 59.25(3)
Completion of tax roll	Yes	Wis. Stat. 59.25(3)(e)

Management of lottery credit program including settlement preparation and payments	Yes	Wis. Stat. 79.10(5)-(11) Wis. Adm. Code Ch. 20
--	-----	---

Additional Information: *These duties are referenced within § 70.09, as duties that may be delegated to a Real Property Lister (RPL). The RPL position (together with a Geographical Information System position) was transferred to the Conservation, Planning & Zoning (CPZ) Department. CPZ is coordinating the above-mentioned activities; however, the funding for said activities will be transferred from the Treasurer’s budget, the Treasurer’s Office has historically been responsible for the roll preparation, balancing, and printing processes. These processes are foundational to the issuance of tax bills.

Facilities & Capital Management Department		
Service	Mandated (Yes/No)	Statutory Authority
Day-to-Day Maintenance of County Buildings	Yes*	Wis. Stat. § 101.11
Emergency On-Call program	Yes*	Wis. Stat. § 101.11
Day-to-Day Custodial Services of County Buildings (including garbage contract management)	No*	
Capital Improvement Program – Administration (develop all architecture, design, and engineering bids, RFPs, and contracts in accordance with state law and ordinance)	Yes/No	§ 59.52(29) provides for specific processes for public works. Local ordinance sets additional procurement procedures.
Capital Improvement Program – Development	No	
Capital Improvement Program – Implementation & Project Management Oversight	No	
Issuance of Keys and ID Badges	No	County Policy
Oversee Specific Equipment Certification & Inspection Program (Fire, Boiler, Sprinkler, Elevator, etc.)	Yes	Wis. Admin. Code Chapters SPS 364, 365
HVAC Services (Controls Building Automation & HVAC)*	No	

Maintain Department Records Retention*	Yes	Chapter 19 of State Statutes
Pest Control Program	No	
Inter-Office Courier Service	No	
Lake View Drive Campus parking lot and grounds maintenance	Yes	Wis. Stat. § 101.11
Conference Room Reservation and Management	No	
<p>Additional information:</p> <p>Specific services levels regarding facility condition and repair are not frequently mandated: however, absent properly maintained facilities, other departments would be unable to deliver their mandated services. A number of areas have significant health & safety requirements relative to facilities (most notably the North Central Health Care Center campus and our jail and secure detention). In the absence of specific regulation, Wisconsin's "safe place statute" would require reasonable care.</p>		

REGISTER OF DEEDS		
Service	Mandated (Yes/No)	Statutory Authority
Real Property Program - Record or file, index, maintain and provide access to all real estate documents and all other documents authorized by law to be recorded.	Yes	Wis. Stat. § 59.43(a)
Collect appropriate recording fees.	Yes	Wis. Stat. § 59.43(2)(d)
Record all financing statements pertaining to realty-related collateral and related records.	Yes	Wis. Stat. § 409.501-409.521 & 59.43(1)(L)
Submit report to state on portion of recording fees collected for the state land information program.	Yes	Wis. Stat. § 59.72(5)
Collect appropriate real estate transfer fees on all conveyance documents recorded.	Yes	Wis. Stat. § 77.22
Vital Records Program - Register, index, maintain and provide access to all marriages, deaths, births, and domestic partnership occurring in the county as authorized by law.	Yes	Wis. Stat. § 69.05 & 59.43(1)(h)
Record, index, maintain and provide access to military discharges.	Yes	Wis. Stat. § 59.535(1)
Constituent Assistance – Termination of Interest form completion	No	
Perform notarial acts as requested	No	
Genealogy and general constituent assistance	No	

Additional information:

HEALTH DEPARTMENT		
Service	Mandated (Yes/No)	Statutory Authority
Local Health Department	Yes	Wis. Stat. § 251.02(1) (see below)
Prenatal Home Visiting Programming: Nurse Family Partnership and Prenatal Care Coordination. Programs support expected outcomes in the Community Health Improvement Plan.	No	
Restaurant and Licensure Activities:	No	<p>Level III Health Department Requirement: Can be performed by the state, however, there is an associated cost and inspections may not happen on a yearly basis.</p> <p>The State prefers local communities provide this program as we can provide a more efficient service.</p> <p>Our health department level would need to be adjusted to a level II to cease this service</p>
Water Testing Lab	No	Supported by fees and can be performed by local or state resources, however, drawbacks may be cost and timely response.
Children and Youth with Special Health Care Needs (CYSHCN)	No	Fully grant funded program that assists families with resources for special health care needs.

Additional information: the following is a summary of focus areas of public health departments:

Community Health Improvement Plan and the Community Health Assessment; communicable disease surveillance, investigation, and control; maternal child health, environmental health, chronic disease, and injuries; and birth to three.

Wis. Stat. § 251.02(1) indicates in counties with a population of less than 500,000, unless a county board establishes a city-county health department under sub. (1m) jointly with the governing body of a city or establishes a multiple county health department under sub. (3) in conjunction with another county, the county board shall establish a single county health department, which shall meet the requirements of this chapter. The county health department shall serve all areas of the county that are not served by a city health department that was established prior to January 1, 1994, by a town or village health department established under sub. (3m), or by a multiple municipal local health department established under sub. (3r) or by a city-city health department established under sub. (3t). No governing body of a city may establish a city health department after January 1, 1994.

Wis. Stat. § 250.03 (1) (L) provides that the department (the state) shall perform or facilitate the performance of all of the following services and functions:

1. Monitor the health status of populations to identify and solve community health problems.
2. Investigate and diagnose community health problems and health hazards.
3. Inform and educate individuals about health issues.
4. Mobilize public and private sector collaboration and action to identify and solve health problems.
5. Develop policies, plans, and programs that support individual and community health efforts.
6. Enforce statutes and rules that protect health and ensure safety.
7. Link individuals to needed personal health services.
8. Assure a competent public health workforce.
9. Evaluate effectiveness, accessibility, and quality of personal and population-based health services.
10. Provide research to develop insights into and innovative solutions for health problems.

State DHS facilitates the performance of these services through the delivery of services/programs by Marathon County Health Department. The state conducts periodic reviews to ensure compliance. The public health department also meets the requirements of Wisconsin State Statutes, chapter 250-255.

Required services of local health departments are further explained by Chapter DHS 140, which lists the requirements for the level of health department.

Level I health departments must provide the following:

- Surveillance and investigation of local health issues
- Communicable disease control including education, monitoring, and prevention
- Chronic disease prevention
- Human health hazard control
- Policy and planning support
- Leadership and organizational competency regarding health issues to local partners and stakeholders
- Public Health nursing services

Level II health departments must comply with the requirements for a level I while also providing:

- Support and leadership to address community needs
- Evaluating health services
- Annual performance evaluations
- Quality Improvement activities

Level III health departments must comply with the requirements for a level I, II and III, which also includes:

- Data collection
- Providing public health expertise to local government stakeholders
- Identify and address population health issues
- Establish and implement an environmental health program
- Quality Improvement activities on individual and department levels
- Evaluation of collaborative efforts to assess, develop services

For the full list, please see DHS Chapter 140.

SOCIAL SERVICES		
Service	Mandated (Yes/No)	Statutory Authority
Child Welfare Division		
Children’s Services and Youth Justice Services	Yes	Wis. Stat. Ch. 48 & 938
Child Welfare Services	Yes	Wis. Stat. § 48.56
Powers and Duties of County Departments	Yes	Wis. Stat. §§ 48.57 & 938.57
Children’s Community Options Program	Yes	Wis. Stat. § 46.272
Economic Support Division		
Wisconsin Shares – Child Care Subsidy	No	Wis. Stat. § 49.155
Income Maintenance Administration – Medical Assistance	Yes	Wis. Stat. § 49.45
Income Maintenance Administration – Food Share	Yes	Wis. Stat. § 49.79
Fraud Investigations and Error Reduction	Yes	Wis. Stat. § 49.845
Child Support Division		
Administration of the child and spousal support program	Yes	Wis. Stats. § 49.22 & Title IV-D of Federal Social Security Act
Establish paternity & enforce child support collections	Yes	Wis. Stats. § 59.53(5) & Title IV-D of Federal Social Security Act
Establish & enforce medical support liability programs	Yes	Wis. Stats. § 59.53(5) & Title IV-D of Federal Social Security Act
ELEVATE work program - This program is an innovative, grant funded, employment success program for child support participants. Our Agency coordinates services with local resources.	No	
The Children First Grant - developed to provide employment and job search services for noncustodial parents (NCPs) who are not paying child support due to being unemployed or underemployed.	No	Wis. Stats. §49.36 and §767.55

Additional information:

Child Welfare Division

Summary of services provided in Children Services includes: child protection access, assessment and ongoing services; youth justice intake and ongoing services; emergency on-call services; Coordinated Family Services (CFS), Children's Long Term Support (CLTS) waivers, Family Centered Treatment (FCT), Comprehensive Community Services (CCS) and assessment/referral. As well as stepparent adoptions, day care certifications, foster parent licensing, independent living services and purchased services (foster care, short term shelter care, kinship care, group home, residential care, corrections, secure custody, etc..).

Wis. Stat. Ch. 48 is the Children's Code and Wis. Stat. Ch. 938 is the Juvenile Justice Code.

Wis. Stat. § 48.56 requires each county having a population of less than 500,000 shall provide child welfare services through its county department. Each county department shall employ personnel who devote all or part of their time to child welfare services. Whenever possible, these personnel shall be social workers certified under Ch. 457.

Wis. Stat. § 48.57 (1) indicates that each county department shall administer and expend such amounts as may be necessary out of any moneys which may be appropriated for child welfare purposes by the county board of supervisors or by the legislature, which may be donated by individuals or private organizations or which may be otherwise provided.

Wis. Stat. § 938.57(1) indicates that each county department shall administer and expend such amounts as may be necessary out of any moneys which may be appropriated for juvenile welfare purposes by the county board of supervisors or donated by individuals or private organizations.

Wis. Stat. § 51.437 indicates that the county board of supervisors has the primary governmental responsibility for the well-being of those developmentally disabled citizens residing within its county and the families of the developmentally disabled insofar as the usual resultant family stresses bear on the well-being of the developmentally disabled citizen. This primary governmental responsibility is limited to the programs, services and resources that the county board of supervisors is reasonably able to provide within the limits of available state and federal funds and of county funds required to be appropriated to match state funds.

Wis. Stat. § 46.272 governs the Children's Community Options Program. This statutory section requires the department to establish a children's community options program with the main purpose of providing a coordinated approach to supporting families who have a child with a disability. Individual counties must determine what shall be done to meet these responsibilities in a way that adequately complies with the law. The burden of demonstrating that those responsibilities have been met to an adequate degree falls upon the county. The services, therefore, are not identical in each county even though the same basic mandate exists.

Children's Long-Term Support (CLTS) waivers provide the county access to State and Federal funding to serve the health and safety needs of children in the County. In many instances, these health and safety needs would otherwise be funded solely through local tax levy funding.

Income Maintenance Division

Wis. Stat. § 16.27 (4) indicates that a household may apply after September 30 and before May 16 of any year for heating assistance from the county department under s. 46.215 (1) (n) or 46.22 (1) (b) 4m. a. to e. or from another local governmental agency or a private nonprofit organization. Funding received for this program is budgeted to cover direct operational costs.

Wis. Stat. § 49.155 (3) the county department or agency with which the department contracts under sub. (1m) to determine eligibility in a particular geographic region or for a particular Indian tribal unit shall administer child care assistance in that geographic region or for that tribal unit. Funding received for this program is budgeted to cover direct operational costs.

Wis. Stat. Ch. 49-Income Maintenance Administration. We are part of a 4 county consortium that administers medical assistance and FoodShare. The county opted to be part of this consortium, but could decide not to provide direct administration of these programs and services; however, the county would still be required to contribute local funding (tax levy) to the consortium for direct operational costs. Administration of child care assistance, as well as, program integrity, fraud and overpayment recovery efforts are also consolidated within the 10 county consortium to further increase accuracy, consistency and efficiency in the administration of these public benefits

SHERIFF'S OFFICE		
Service	Mandated (Yes/No)	Statutory Authority
JAIL		
Electronic Monitoring	No	Wis. Stat. § 303.80
Medical/Mental Health/Dental	Yes	Wis. Stat. § 302.38, DOC 350.09, 350.18, 350.19, 350.20
Food Service	Yes	Wis. Stat. § 302.37, DOC 350.09(6)
Laundry/Sanitation/Inmate uniforms/property bags/mattresses	Yes	Wis. Stat. § 302.37, DOC 350.08
Canteen	Yes	DOC § 350.27
Recreation	Yes	DOC § 350.25
Chaplain and Religious programming	Yes	Wis. Stat. § 302.24, 302.39
Instructional aids – Reading materials	Yes	DOC § 350.26
Education and Programming (juvenile)	Yes	Wis. Stat. § 302.365(1)(a)(3) and 346
Education and Programming (adult)	No	
PATROL		
Patrol General Operations	Yes	Wis. Stat. § 59.28(1), 349.02
Water patrol – DNR reimbursed	No	Wis. Stat. § 59.27(11)
Snowmobile patrol – DNR reimbursed	No	Wis. Stat. § 29.921
Recreation & Auxiliary deputies	No	
Crash Investigation & Reconstruction	No	
Dive Team	Yes	Wis. Stat. § 59.27(11)
Bomb Team	No	
Canine Unit	No	
Crisis Negotiations	No	
SWAT	No	
Mobile Field Force Team	No	
Crisis Assessment Response Team	No	
Town of Rib Mountain contract	No	
INVESTIGATIONS		
Drug Unit (Grant & Asset Forfeiture Program)	No	

Evidence & Property Management	Yes	Wis. Stat. § 177.13, 968.18, 968.19, 968.20
Civil process (writs, Sheriff Sales, etc.)	Yes	Wis. Stat. § 59.27(4), (5), (9), (12)
ADMINISTRATION		
Annual In-service Training Program management	No	But, see § 165 for training requirements and monitoring
Court house security	Yes	Wis. Stat. § 59.27(3)
Transport	Yes	Wis. Stat. § 59.27(3)
State & Federal Reporting (NIBRS/UCR), Fingerprints, DNA	Yes	Wis. Stat. § 83.013(1); DOC 165, etc.
Records Management & Requests (including Warrants, injunctions, etc).	Yes	Wis. Stat. § 19.35, Wis. Stat. § 83.013(1); 59.27(4), (5), and (9).
COMMUNICATIONS		
Operate, manage and maintain a Countywide Public Safety Radio Communications System	No	§ 59.54(3), the Board <i>may</i> appropriate money for . . .
Emergency Fire / EMS / law enforcement dispatch communications	No	Wis. Stat. § 256.35(2)
Non-Emergency Fire / EMS / law enforcement dispatch communication	No	Wis. Stat. § 256.35(2)
TIME system operation	Yes	Wis. Stat. § 59.54(9)

Additional information:

HIGHWAY DEPARTMENT		
Service	Mandated (Yes/No)	Statutory Authority
ADMINISTRATION & ENGINEERING		
Administer County-Aid Bridge Program for Towns within the County	Yes	Wis. Stat. § 82.08
Administer LRIP Program for Local Units of Government	Yes	Wis. Stat. § 86.31(6), TRANS 206
Internal Service Fund Operations -Town Road Maintenance/Construction	Yes	Wis. Stat. §§ 83.01, 83.018 & 83.035
Make Surveys and Maps	Yes	Wis. Stat. § 83.01(7)(e) & (g)
Examine Roads, Bridges & Culverts for Improvements or Relocations	Yes	Wis. Stat. § 83.015(2)(a)
Purchase/Maintain all road Equipment, Tools, and supplies	Yes	Wis. Stat. § 83.015(2)(a)
Use WisDOT Cost Accounting System	Yes	Wis. Stat. § 83.015(3)
ROADWAY MAINTENANCE PROGRAM		
Construct/Maintain all County Roads	Yes	Wis. Stat. § 83.025 & 83.03 (1), TRANS 205 +
State Highway Maintenance	Yes	Annual Routine Maintenance Agreement
Examine Roads, Bridges & Culverts for Improvements or Relocations	Yes	Wis. Stat. § 83.015(2)(a)
Inspection of Bridges	Yes	Wis. Stat. § 84.17, Federal regulation 23 USC 144
Salt Storage	Yes	Wis. Stat. § 85.17, TRANS 277,
Removal of Snow	Yes	Wis. Stat. § 893.83
Removal of Fallen Trees	Yes	Wis. Stat. § 86.03(1)
Highway Encroachments	Yes	Wis. Stat. § 86.04
Invasive Species management	Yes	Wis. Stat. § 23.22, NR 40
Remove Noxious Weeds and Brush	Yes	Wis. Stat. §§ 66.0407, 83.015(2)(a), TRANS 280
Driveways	Yes	Wis. Stat. § 86.07
Signing	Yes	Wis. Stat. § 86.19, 86.191, 86.196, 340.01, 346.41, 346.503, FHWA & WisDOT MUTCD, TRANS 200
Traffic Control & Work Zones	Yes	Wis. Stat. § 86.19, 86.191, 86.196, 340.01, 346.41, 346.503, FHWA & WisDOT MUTCD, TRANS 200

Administer LRIP Program for Local Units of Government	Yes	Wis. Stat. § 86.31(6), TRANS 206
Posting program	Yes	Wis. Stat. § 348
Litter & Debris Removal	Yes	
Inter-department construction assistance (parking lots, grading, construction, maintenance)	No	

Additional information:

- Marking and maintenance of county highways is mandated; however, service levels are generally non-mandated. Levels of service with respect to county staff activities on the state roadway system are dictated by the State of Wisconsin.

EMERGENCY MANAGEMENT		
Service	Mandated (Yes/No)	Statutory Authority
Develop, adopt and implement an Emergency Management Plan & Program that is compatible with state plan of emergency management	Yes	Wis. Stat. § 323.14(1)(a)(1) Wis. Stat. 323.15(1)(a)
Coordinate information related to the Local Emergency Planning Committee	Yes	Wis. Stat. § 59.54(8), 323.60(2)(f), 323.60(3)
Provide assistance in developing hazardous response plans under EPCRA	Yes	Wis. Stat. § 323.60(3)(a)
Each County Board shall designate a head of Emergency Management	Yes	Wis. Stat. 323.14(1)(a)2
Each County Board shall designate a committee of the board as a county emergency management committee (e.g. LEPC)	Yes	Wis. Stat. 323.14(1)(a)(3)
The emergency management plans shall require the use of the incident command system by all emergency response agencies, including local health departments, during a state of emergency declared under 323.10 or 323.11	Yes	Wis. Stat. 323.15(1)(a)
Emergency Operations Center – maintenance responsibility	No	Our local plans task Emergency Management with this responsibility
The head of Emergency Management for each county shall coordinate and assist in developing city, village, and town emergency management plans within the county, integrate the plans with the county plan, advise the department of military affairs of all emergency management planning in the county and submit	Yes	Wis. Stat. 323.15(1)(b)

to the adjutant general the reports that he or she requires, direct, and coordinate emergency management activities throughout the county during a state of emergency, and direct countywide emergency management training programs and exercises.		
Assist local units of government and law enforcement agencies in responding to disaster.	*No, activity is permitted	Wis. Stat. § 323.14(3)(b)
Provide the WEM Administrator with a written notice of intent to apply for the Wisconsin Disaster Fund (WDF) within 30 days of a disaster.	Yes	WEM 7.04(2)
Disaster Assessment, Response, and Reimbursement – submits documentation to WEM as required relative to state and federal disaster programs.	Yes	Wis. Stat. § 323.30 & 31
Implement the local emergency response plan upon notification of the release of a hazardous substance.	Yes	Wis. Stat. 323.60(3)(a)

Additional information:
Many of the activities undertaken by Emergency Management address the issues of legal standards of care and due diligence in providing and meeting public expectations for public safety. Grant funding for the Emergency Management Office requires specific Plan of Work responsibilities that if left undone would jeopardize revenue.

Federal Regulations: 42 USC 1100-11050: Superfund Amendments & Reauthorization Act Title III, Emergency Planning and Community Right to Know Act: 29 CFR 1910 & 40 CFR 311, Robert T Stafford Act

State Regulations: Chapter 323: Department of Commerce Administrative Rules

CONSERVATION, PLANNING & ZONING DEPARTMENT

Service	Mandated (Yes/No)	Statutory Authority
Comprehensive Plan	Yes	Wis. Stat. §66.1001
Animal Waste Ordinance	No	Wis. Stat. §§ 92.07, 92.15, & 92.16 ATCP 51 & NR 151 with an ordinance in place we require staff to administer the ordinance.
Livestock Facility Siting Ordinance	No	Wis. Stat. §§ 92.15, 93.90, and ATCP 51 with an ordinance in place we require staff to administer the ordinance.
Sanitary (POWTS) Ordinance	Yes*	Wis. Stat. §§ 59.70(5), 145.04, 145.19, 145.20, 145.245, & 254.59
Land Division Ordinance	No	Wis. Stat. Ch. 145, 236, 92 & 281 & §§ 59.69, 59.54(4) & 87.30; NR 151 with an ordinance in place we require staff to administer the ordinance.
Public Land Survey System Re-monumentation & Maintenance	Yes	Wis. Stat. Ch. 59
Nonmetallic Mining Ordinance	Yes	Wis. Stat. § 59.692, 59.694, 295 NR 135
Zoning Ordinance	No	Wis. Stat. § 59.69 to 59.698, 66.1001 to 66.1037, 91.30-91.40 with an ordinance in place we require staff to administer the ordinance.
Board of Adjustment Procedures	Yes	Wis. Stat. § 59.694, because we have a zoning ordinance, we are required to have a Board of Adjustment.
Shoreland / Wetland / Floodplain Ord.	Yes	Wis. Stat. § 59.69, 59.692 NR 115, & 87.30 NR 116

Real Property Description	No*	Wis. Stat. § 70.09
Land Information Plan & Program, including Parcel Mapping	Yes	Wis. Stat. § 59.72
Land Information Officer	No	Wis. Stat. § 59.72
Land Information Council	No	Wis. Stat. § 59.72 (2)
Geographic Information System Database, Address Information	Yes	Wis. Stat. § 59.72 Maps & Data Publication Requirements
Redistricting	Yes	Wis. Stat. § 59.10 County Board mandate that has historically involved CPZ
Elderly & Disabled Transportation Assistance Program (Funded via Federal DOT with 20% match from County)	No	Wis. Stat. § 85.21
Land and Water Resource Management Plan	Yes	Wis. Stat. Ch. 92.10
Soil and Water Resource Management Program	Yes	Wis. Stat. § 92.14 Marathon County receives staff funding to administer this program.
Farmland Preservation Program	Yes	Wis. Stat. Ch. 91.10, Marathon County receives staff funding to administer state programs in accordance with our preservation/comprehensive plans.
Fenwood Creek Project	No	
Priority Watersheds & Compliance with Ag Performance Standards	Yes	U.S. Clean Water Act, Environmental Protection Agency Approved a TMDL mandated reductions in water quality problems. NR 151.005 requires that ATCP 50 or stricter standards be adopted to achieve the TMDL. Wis. Admin. Code ATCP 50.04 states that landowners engaged in agricultural practices in WI shall implement conservation practices to NR

		151.04 standards. Marathon County receives staff funding to administer state programs
Land and Water State Cost-Share – Bond & SEG Funding	No	Marathon County receives staff funding to administer these state programs. Relevant statutory provisions include: Wis. Stat. Ch. 92, NR 12, and NR 151. Provisions in these statutes indicate that an offer of cost share must be made to assist landowners with NR 151 compliance. Bond and SEG funds can provide one avenue to make this offer.
Total Maximum Daily Load – Watershed program	Yes	U.S. Clean Water Act, Environmental Protection Agency Approved a TMDL mandated reductions in water quality problems. NR 151.005 requires that ATCP 50 or stricter standards be adopted to achieve the TMDL.
Land and Water State Cost-Share – Bond & SEG Funding	No	Marathon County receives staff funding to administer state programs. Relevant statutory provisions include: Wis. Stat. Ch. 92, NR 12, and NR 151. Provisions in these statutes indicate that an offer of cost share must be made to assist landowners with NR 151 compliance. Bond and SEG funds can provide one avenue to make this offer.
Wildlife Damage Program	No	Marathon County receives state reimbursement for out-of-pocket costs related to this program.
Wausau MPO	Yes	23 USC § 134

Municipal Separate Storm Sewer System Program Requirements	Yes	The U.S. EPA develops stormwater runoff requirements. The Wisconsin Department of Natural Resources is responsible for administering the U.S. EPA Permit Program. Chapter 283 Wis. Stats, and chapters NR 151 and 216 of the Wis. Admin Code outline the regulations for owners and operators MS4s to discharge, and compliance requirements for these permits.
--	-----	---

Additional information:
 * Real Property Description and GIS Mapping are closely tied to our mandates relative to § 59.72(2)

PARKS, RECREATION & FORESTRY		
Service	Mandated (Yes/No)	Statutory Authority
Aquatics Programs and Maintenance	No	
County Forestry Administration & Management	No	Wis. Stat. § 28.10 & 11
Flowage & Dam Protection program	No	
Boat Launch programs	No	
Motorized Vehicle Trail Management	No	NR 50.09 (Snowmobile aid)
City of Wausau Parks programs, including recreation programming	No	Services provided in accordance with intergovernmental agreement, reimbursement provided.
Campground programs	No	
County Park operations and maintenance	No	
Landscaping, Grounds & Parking Lot Maintenance (Non-Parks)	Yes/No	Wis. Stats. § 101.11
Snow removal and winter maintenance	Yes/No	Wis. Stats. § 101.11
Indoor Ice Rink Operations and Maintenance	No	
Marathon Junction – operations, rental, maintenance	No	
Train (Marathon Park) – operations and maintenance	No	
Mountain Bay Trail State Park – operations and maintenance	No	Intergovernmental agreement between Wisconsin DNR and Marathon County PRF
Facility Rental program (including Wisconsin Valley Fair)	No	
Sports Complex – maintenance, operations, and reservations	No	
Nine Mile County Forest operations, maintenance, and events	No	
Recreation Deputy program	No	Contractual arrangement with Marathon County Sheriff's Office
Shooting Range operations, maintenance, and reservations	No	

Additional Information: Because Park facilities are non-mandated, various maintenance activities that may otherwise be required by Wisconsin's safe place law are noted as Yes/No relative to mandate.

UW-MADISON, DIVISION OF EXTENSION		
Service	Mandated (Yes/No)	Statutory Authority
AGRICULTURE EDUCATOR		
Dairy and Livestock Production and Management education	No	
Farm Financial Management	No	
Crop, Soil, and Nutrient Management education	No	
Private Pesticide Applicator Licensing Training	No	Wis. Adm. Code ATCP 29.27
HORTICULTURE EDUCATOR Targeted horticulture education to various groups primarily focused on horticulture therapy in the justice system	No	
FOODWISE		
Nutrition and health education for low income families and youth (office space agreement)	No	
4-H YOUTH DEVELOPMENT		
Countywide 4-H Club Involvement and Youth Development Education Programs	No	
NATURAL RESOURCES Provide office space for regional staff responsible for forest-landowner and agriculture water quality education and resources	No	

Additional Information: UW-Extension positions are funded through a state-county funding split.

VETERANS SERVICES		
Service	Mandated (Yes/No)	Statutory Authority
Establish & Advise Eligibility for Any Benefits Entitled	Yes	Wis. Stat. § 45.80(5)(a)
Care of Veterans Graves	Yes	Wis. Stat. § 45.85
VA Compensation/Pension Claims and appeals	Yes	Wis. Stat. § 45.80(5)(a); 45.80-86.
Federal GI Bill Assistance	Yes	Wis. Stat. § 45.80(5)(a)
Federal VA Health Care Applications	Yes	Wis. Stat. § 45.80 (5)(a)
Burial Benefits	Yes	Wis. Stat. § 45.80(5)(a) Wis. Stat. § 45.84
Military Record Registration/Access	Yes	Wis. Stat. § 45.05
State Property Tax Credit	Yes	Wis. Stat. § 45.80(5)(a) & Wis. Stat. § 71.07(6)(e)
State Education Benefits	Yes	Wis. Stat. § 45.80(5)(a)
Aid to Needy Veterans	Yes	Wis. Stat. § 45.80(5)(c) Wis. Stat. § 45.86(2)
Applications for Burials and Cemeteries	Yes	Wis. Stat. § 45.80(5)(a)
Veterans Service Commission	Yes	Wis. Stat. § 45.81 (2)
Speaking Engagements	No	
Attend Local Veterans Organization Meetings	No	
Advise Veterans of benefits available from local non-profits	No	

Additional Information: Veterans Service Office is mandated to advise veterans and their spouses/dependents on all programs/benefits for which they may be entitled.

CENTRAL WISCONSIN AIRPORT		
Service	Mandated (Yes/No)	Statutory Authority
Airport operations	No	Wis. Stat. § 66.0301

Additional Information: Counties are not mandated to provide regional airport services. Marathon County joined with Portage County to form Central Wisconsin Airport (CWA). However, once the determination is made to operate such a facility, the operator is subject to numerous federal and state regulations. Moreover, because the CWA has accepted federal funds (e.g., FAA funding) throughout its history, any determination relative to continued operations is subject to considerable regulation. CWA is overseen, pursuant to the intergovernmental agreement between Portage and Marathon counties by the Central Wisconsin Airport Board.

LIBRARY		
Service	Mandated (Yes/No)	Statutory Authority
LIBRARY SITES – (Athens, Edgar, Hatley, Marathon City, Mosinee, Rothschild, Stratford, Spencer, Wausau)	No*	Wis. Stat. § 43.11, 12

Additional Information:

*Counties are not mandated to directly operate library facilities. However, in the event that a county does not directly provide library facilities, the county is required by statute to provide funding for the operations of public libraries within the county, and public libraries in adjacent counties, that serve county residents. Specific information regarding these funding obligations are set forth in section 43.12 of the Wisconsin Statutes. Payments made pursuant to § 43.12 or funds necessary to directly provide county library services under Chapter 43 of the statutes are exempt from Wisconsin levy limits.

Services and materials offered by Marathon County Public Library include, but are not limited to, the following: Books and audiobooks, DVDs and video games, magazines and newspapers, eBook and eAudio collections available through digital access.

Programming including: educational classes and workshops, crafting events, music and theatre performances, movie screenings, story times, experts, authors and other speakers to lead lectures, presentations and workshops on a number of subjects; additional services at varying locations including study and meeting rooms, passport services, computers and internet access, copy/print/fax services, notary public, and material delivery for homebound patrons.

MCPL is a member of and the resource library for the Wisconsin Valley Library Service and a participant in the V-Cat consortium and the Wisconsin Public Library Consortium.

AGING & DISABILITY RESOURCE CENTER OF CENTRAL WISCONSIN		
Service	Mandated (Yes/No)	Statutory Authority
Aging Services	No	Wis. Stat. §§ 46.80, 46.82
Resource Center	No	Wis. Stat. § 46.283

Additional information: Marathon County summary of services provided in the ADRC includes: information and assistance, elderly and disability benefit services, adult protective services, nutrition services, dementia care specialist, volunteer program services, and caregiver support and respite services.

Wis. Stat. § 46.80 – The department's primary responsibility to elderly persons is to assure that all elderly and disabled persons have available and accessible a continuum of care or a wide range of community and supportive services so that they may remain in their homes and neighborhoods for as long as it is possible. The department shall be the mechanism by which governmental and nongovernmental agencies may coordinate their policies, plans and activities with regard to the aging.

Wis. Stat. § 46.82 identifies that a county board of supervisors of a county, the county boards of supervisors of 2 or more contiguous counties or an elected tribal governing body of a federally recognized American Indian tribe or band in this state may choose to administer, at the county or tribal level, programs for older individuals. Chapter 46.80 indicates that the department shall divide the state into distinct planning and service areas and designate a public or private nonprofit agency or organization as the area agency on aging for each planning and service area and we are the designated public agency.

Wis. Stat. § 46.283 identifies that a county board of supervisors may decide to apply to the department for a contract to operate a resource center.

The intergovernmental agreement creating the ADRC-CW provides that the funding allocation from each of the counties cannot be modified without the agreement of each of the county members (Langlade, Lincoln, Marathon, and Wood).

NCHC – Core Programs

Service	Mandated (Yes/No)	Statutory Authority
Behavioral Health Hospital, Community Mental Health, Developmental Disabilities, Substance Use Disorder	Yes	Wis. Stat. § 51.42
Community Support Programs	Yes	Wis. Stat. § 51.421
Care and Custody	Yes	Wis. Stat. § 51.22
Crisis Stabilization Services	No	Wis. Stat. § 51.15; 51.42
Protective Services and Placement	Yes	Wis. Stat. § 55.02
Elder Adult at Risk Agency	Yes	Wis. Stat. § 46.90
Comprehensive Community Services	No	Wis. Stat. § 49.45(30e) (6) Wis. Stat. § 51.42 (7) (6)

Additional Information: On behalf of Marathon County, North Central Health Care delivers services including, but not limited to, alcohol and other drug abuse outpatient services, mental health outpatient services, emergency services, adult protection services, adult community support services, comprehensive community service, psychiatrist and psychologist services, crisis, residential, inpatient, and hospitalization services.

Wis. Stat. § 51.42 identifies that the county board of supervisors has the primary responsibility for the well-being, treatment and care of the mentally ill, developmentally disabled, alcoholic and other drug dependent citizens residing within its county and for ensuring that those individuals in need of such emergency services found within its county receive immediate emergency services. This primary responsibility is limited to the programs, services and resources that the county board of supervisors is reasonably able to provide within the limits of available state and federal funds and of county funds required to be appropriated to match state funds. While counties are not directly mandated to provide crisis stabilization facilities, counties are required to provide care in the least restrictive form necessary. Stabilization facilities serve as a less-restrictive, less costly form of care for individuals discharging from an inpatient setting or as an alternative to an inpatient setting.

Wis. Stat. § 51.42(3) permits a county to meet its obligation through the creation of a multi-county community services program.

Wis. Stat. § 51.421 indicates that if funds are provided, and within the limits of the availability of funds provided under s. 51.423 (2), each county department under s. 51.42 shall establish a community support program. Each community support program shall use a coordinated case management system and shall provide or assure access to services for persons with serious

and persistent mental illness who reside within the community. Services provided or coordinated through a community support program shall include assessment, diagnosis, identification of persons in need of services, case management, crisis intervention, psychiatric treatment including medication supervision, counseling and psychotherapy, activities of daily living, psychosocial rehabilitation which may include services provided by day treatment programs, client advocacy including assistance in applying for any financial support for which the client may be eligible, residential services and recreational activities. Services shall be provided to an individual based upon his or her treatment and psychosocial rehabilitation needs.

Wis. Stat. § 51.22 indicates that except as provided in s. 51.20 (13) (a) 4. or 5., any person committed under this chapter shall be committed to the county department under s. 51.42 or 51.437 serving the person's county of residence, and such county department shall authorize placement of the person in an appropriate facility for care, custody and treatment. The county will incur the cost of these placements if it is not billable to insurance or the consumer.

Individual counties must determine what shall be done to meet these responsibilities in a way that adequately complies with the law. The burden of demonstrating that those responsibilities have been met to an adequate degree falls upon the county. The services, therefore, are not identical in each county even though the same basic mandate exists.

Comprehensive Community Services (CCS) is intended to assist individuals of all ages who are in need of ongoing services for mental illness, substance abuse disorder, or dual diagnosis beyond occasional outpatient care, but less than the intensive care provided in an inpatient setting. While CCS is not a mandated program, county-based governmental entities are the only entity in the state that can be certified.

Wis. Stat. § 55.02 identifies that the chairperson of each county board of supervisors shall designate a county department under s. 46.215, 46.22, 46.23, 51.42, or 51.437 that is providing services in the county on its own or through a joint mechanism with another county department or county to have the responsibility for planning for the provision of protective services and protective placement and for directly providing protective services.

Wis. Stat. § 46.90 requires that each county board shall designate an agency in the county as the elder-adult-at-risk agency. "Elder-adult-at-risk agency" means the agency designated by the county board of supervisors under sub. (2) to receive, respond to, and investigate reports of abuse, neglect, self-neglect, and financial exploitation under sub. (4).

NCHC – OTHER PROGRAMS

Service	Mandated (Yes/No)	Statutory Authority
Mount View Care Nursing Home* (Skilled Nursing, Rehabilitation, Dementia Care, Ventilator care)	No	
Adult Day Services	No	
Housing Programs (Group Homes, CBRFs, Riverview Terrace support)	No	
Hope House (Sober Living)	No	
Aquatic Therapy Pool	No	
Demand Transportation – 85.21	No	Wis. Stat. § 85.21
Early Intervention Services (Birth to Three)^	Yes	Wis. Stat. § 51.44

Additional information:

*There is no state statute that mandates a county must own or operate a nursing home, adult day services, housing programs, sober living, or aquatic therapy pool. However, should the county undertake these activities, each program area is subject to significant regulation, including through the acceptance of various funding streams (e.g., medicare/Medicaid).

Wis. Stat. § 85.21 The purpose of this section is to promote the general public health and welfare by providing financial assistance to counties providing transportation services for elderly and disabled persons, and to thereby improve and promote the maintenance of human dignity and self-sufficiency by affording the benefits of transportation services to those people who would not otherwise have an available or accessible method of transportation. The County Board of Supervisors annually authorizes this program to be delivered through a grant application. The service is delivered through both NCHC and City of Wausau Transit. The Wisconsin Department of Transportation provides for financial assistance to deliver the program.

^Wis. Stat. § 51.44 indicates that each county board of supervisors shall designate the appropriate county department under s. 46.21, 46.23 or 51.437, the local health department of the county or another entity as the local lead agency to provide early intervention services. This chapter goes on to read that the department (the state) shall promulgate rules for the statewide implementation of the program. North Central Health Care currently delivers this program through a contract with Marathon County Special Education, which is located on the Lake View Drive Campus.

SOLID WASTE DEPARTMENT

Service	Mandated (Yes/No)	Statutory Authority
Solid Waste Management Operations	No	Wis. Stat. § 59.70(2)(a) and Chs. 144 & 159

Additional Information:

Counties are not mandated to directly provide Solid Waste management and recycling services; however, counties are permitted to engage in these activities, which can provide substantial benefits to local municipalities and residents. Should a county elect to provide said services it becomes subject to a wide variety of state and federal regulations (e.g., air permit, wetland management, engineering, gas management, and groundwater testing).

In addition to solid waste management and site operational programs, Marathon County Solid Waste Department provides a number of related services, including but not limited to Household Hazardous Waste Collection and Management; Agricultural Plastics Recycling, Home Composting, Street Sweeping exemption, Medication Drop Box and Sharps Management, and Municipal Recycling education).

Marathon County has a contractual obligation to provide landfill capacity and disposal to Shawano and Portage Counties through 2032. Marathon County also recently entered into a Gas Purchase Agreement and corresponding site lease with a third party relating to the processing and conversion of landfill gas into energy.

Department/Description

RATES AND FEES

Unit **2023
Rate/Fee**

CCITC

Labor Rates

Network Analyst/Application Analyst	Hour	96.00
Programmer	Hour	94.00
Director/Manager	Hour	113.00
Sr PC Technician	Hour	87.00
PC Technician	Hour	84.00
Internet Connection Charge (Outside Users)		690.00
County Tax File on CD		288.00
Municipality Tax File on CD		33.50
Delinquent Tax List	Per parcel	0.40
County PDF Tax Bills		141.00

LRS Subscription Fees

Initial Startup Fee		65.25
Monthly Fee		65.25
Pages Viewed	Per page	0.92
Images Viewed	Per page/max \$385	2.50
Additional User Account		30.00
Reconnection Charge		65.25

Law Enforcement Fees

Annual LEF Support - Based on Applications used	Minimum	8055.00
Shared Software/Hardware Support		Formula
Operating Allocation		Formula

Network Support Fees

Ominicast Server Support		903.00
WAN Support without Spare		903.00
Email Support	Per user	160.00

Other Support Fees

Virtual Servers		1000.00
Storage space per TB - including Secure FTP for DA evidence sharing		120.00
Arbitrator Video Support for the car client side	per car/annual	100.00
Cradlepoint Enterprise Cloud	Per unit	145.00
Two Factor Authentication Yubikey or Mitoken	Per unit	40.00
Mobile Freedom Access	Per license	40.00
Phone Support Charge	Phone Port	93.00

PC/Network Support Fees (Internal)

PC/Desktop Workstation		341.00
Laptop & Notebook Computers		470.00
Moducom PC - not on our network		54.00
Tablet PCs		596.00
ToughBook Computers		596.00
Touchscreen		481.00
All Monitors		31.00
Television		108.00
Dot-Matrix Printers (All)		135.00
Laser Printers		203.00
Color Laser Printers		341.00
InkJet, Bubble Jet Printers, Color Inkjet		67.00
PaintJet, DesignJet Printers		135.00
Tape Backup Systems		135.00
High Speed Scanners		341.00
Page Scanners		168.00
Color Photo Printers		69.00
TRACS Printers		42.00
Projectors		124.00
Sheriff ModuCom Devices (Hardware Only)		59.00
Smartboard Equipment		465.00
Conference Room TV and Room Kit		465.00
Smartphones/iPads/iPhones/iPods using Mobile Device Management		70.00
Smartphones/iPads using Mobile Device Management with VPN to Access Freedom with 1/AD account		
Multi-Function Devices		116.00
UPS Devices for Equipment up to 750VA		135.00

Department/Description**2023**
Unit Rate/Fee

UPS Devices for Equipment 750VA-1.5KVA		236.00
UPS Devices rated for Equipment Totaling 1.5KVA or More		342.00
Public Records Location Fee	Actual direct labor rate plus copying fees	
PC/Network Support Fees (external)		
PC/Desktop Workstation		681.00
Laptop & Notebook Computers		941.00
Moducom PC - not on our network		NA
Tablet PCs		1192.00
ToughBook Computers	At Sheriff's rate for all dispatched by MC	
Touchscreen		963.00
All Monitors		63.00
Television		200.00
Dot-Matrix Printers (All)		270.00
Laser Printers		407.00
Color Laser Printers		681.00
InkJet, Bubble Jet Printers, Color Inkjet		134.00
PaintJet, DesignJet Printers		270.00
Tape Backup Systems		270.00
High Speed Scanners		625.00
Page Scanners		335.00
Color Photo Printers		138.00
TRACS Printers		84.00
Projectors		249.00
Sheriff ModuCom Devices (Hardware Only)		119.00
Smartboard Equipment		930.00
Conference Room TV and Room Kit		930.00
Smartphones/iPads/iPhones/iPods using Mobile Device Management		141.00
Smartphones/iPads using Mobile Device Management with VPN to Access Freedom with 1/AD		231.00
Multi-Function Devices		270.00
UPS Devices for Equipment up to 750VA		472.00
UPS Devices for Equipment 750VA-1.5KVA		684.00
UPS Devices rated for Equipment Totaling 1.5KVA or More		

Central WI Airport**CWA Fees**

Advertising - Varies -Starting Rate	Per month	125.00
Conferere Rooms	Half Day	40-120
Conferere Rooms	Full Day	60-220
Hangar Ground Lease - Building	Annual Sqft	0.54
Hangar Ground Lease - Land	Annual Sqft	0.26
Parking - Daily	Per day	9.00
Parking - Weekly	Per week	45.00
Terminal Office Rent	Annual Sqft	22.76
T-Hangar Rental - Large	Per month	125.00
T-Hangar Rental - Small	Per month	100.00

Clerk's Office**Licenses**

Marriage Licenses		100.00
Marriage Licenses Duplicate		25.00
Marriage License Waiver		25.00
Dog License	Tag	0.50
	Kennel	1.50

Miscellaneous Fees

Photocopies	Copy	0.20
Fax Transmission	Page	1.00

Municipal Election Fees

Election Supplies		0.00
Absentee Envelope	Per envelope	0.13
Expressvote Programming Fee (Chargeback Portion)	Per USB	25.00
DS200 Programming Labor Fee (Chargeback Portion)	Per USB	25.00
Ballot Style Processing Fee	Per style	25.00
Election Legal Notice	Percentage	Prorated
DS200 Hardware & Software Maint.	Per machine	100.00

Department/Description**2023****Unit****Rate/Fee**

ExpressVote Hardware & Software Maint.	Per machine	97.00
Wisvote Record Services		
Base plus \$5/1,000 records	Base	25.00
Passports		
Application Acceptance Fee	Each	35.00
Express Mail Postage (optional)	Each	24.90
Photos	Two Pictures	10.00
Duplicate Photos	Two Pictures	10.00

Clerk of Court

Civil Filing Fee		
Amount > \$10,000		265.50
Amount = or < \$10,000		147.50
No amount claimed		164.50
Family Filing Fee		184.50
Family Sup/Maint Filing Fee		194.50
Family Filing Fee – Add'l		10.00
Garnishment Filing Fee		
Amount > \$10,000		210.50
Amount = or < \$10,000		92.50
Earnings Garnishment FF		
Amount > \$10,000		210.50
Amount = or < \$10,000		92.50
Wage Earner Filing Fee		31.50
Small Claims Court		
Small Claims Filing Fee		94.50
Small Claims FF w/ Mail Fee		96.50
Certified Mail		9.00
Change of Venue Fees		
Family		95.00
Family/Support		105.00
Venue Change Transmittal		15.00
Civil		75.00
Small Claims		22.00
Family & Paternity Post-Judgment Revisions		
Post Judgment Modifications (other than visitation/PP)		30.00
Primary Placement/Visitation		50.00
Appeals		
Appeal from Municipal Court (on record)		129.50
Appeal from Municipal Court (new trial)		144.50
Motion to Reopen (\$814.07)		50.00
Third Party Civil Fees		
3rd Party Complaint = or < \$5,000		117.50
3rd Party Complaint > \$5,000		235.50
3rd Part Complaint no amount claimed		134.50
Other Small Claims Fees		
Small Claims Counterclaim/Cross Complaint		125.50
3rd Party Complaint = or < \$5,000		117.50
Small Claims Upgrade to Civil < \$10,000		53.00
Small Claims Upgrade to Civil > \$10,000		171.00
Jury Fees		
6- Person Jury		369.00
12-Person Jury		72.00
Small Claims w/Jury Fee		89.00
Miscellaneous Fees		
Certified Copy		5.00
Copy Fee	Per page	1.25
Docket Fee		5.00
Execution Fee		5.00
Foreign Judgment		15.00
Lien Fee		5.00
Writ Fee		5.00
Search Fee		5.00

Department/Description

2023
Unit Rate/Fee

Satisfaction of Judgment		5.00
Transcript of Judgment		5.00
Tax Warrant Filing Fee		5.00
Transmittal Fee		15.00
Wedding Fee		50.00
Petition for Writ of Certiorari		129.50
Payment Plan Fee		15.00

Conservation, Planning & Zoning

Addressing

New Address Application		75.00
-------------------------	--	-------

Airport Approach Protection

Airport Height Principal Structure (includes ROD Fee)		80.00
Airport Height Principal Structure < \$2,000 (includes ROD Fee)		45.00
Airport Height Principal Structure > \$2,000 (includes ROD Fee)		55.00
All Town, County, and State (Municipal) Permits		Exempt

BOA and ERC Fees

Appeal to Board of Adjustment		600.00
Conditional Use Permit		600.00
Reconsideration of ERC or BOA Descision		100.00
Renew Conditional Use Permit		100.00
Variance Board of Adjustment		600.00
Zoning Change/Rezone		600.00

Conservation Fees

After the Fact Fee - Minimum \$200		2X Original Fee
Cost Share Grants - Tech Assistance		8% of grant amount
Farmland Pres. Prgm. each additional 200 ac		50.00
Farmland Preservation Program (Quadrennial) 101-200 ac		100.00
Farmland Preservation Program (Quadrennial) 1-100 ac		50.00

Conservation Fees - Animal Waste

New Construction or Modification Application		400.00
Waste Storage Facility Closure		200.00
Storage greater than 5,000,000 gallons	Construction Permit	750.00
Storage of 250,000 to 5,000,000 gallons	Construction Permit	500.00
Storage up to 250,000 gallons	Construction Permit	250.00
Transfers and systems up to 250,000 gallons	Construction Permit	250.00

Conservation Fees - Technical Services

Conservation Analyst	Hour	55.00
Conservation Specialist	Hour	40.00

Conservation Reserve "Enhancement" Program

15 Year	per acre/\$250 max	10.00
Perpetual	per acre/\$250 max	20.00

Equipment Rentals

Cyclone Seeder per day		20.00
No-till Drill	plus \$8per acre	50.00
Tree Planter - Minimum \$75	Per/1,000 seedlings	25.00

General Zoning Fees

Accessory Structures/Additions 101-800 sq. ft		125.00
Accessory Structures/Additions greater than 800 sq. ft		250.00
Accessory Structures/Additions less than 100 sq. ft		Exempt
Buffer Screening plan approval separate from original application		\$100.00
Commercial and Industrial Additions		300.00
Commercial and Industrial New Construction		500.00
Photometric/lighting plan approval separate from original application		100.00
Renewal of Zoning Permit		50.00
Residential & Agricultural Additions/Alterations		200.00
Residential Fences		50.00
Single & Two Family Residence		325.00
Hunting/Fishing Shelter		175.00
Mobile Tower Permits (new tower sitting)		225.00
Ponds		225.00
Sale or Exchange Review County Zoned Towns(includes POWTS and Zoning Review		100.00
Sale or Exchange Review Non-County Zoned Towns (POWTS Review Only)		50.00

Department/Description

	Unit	2023 Rate/Fee
Signs		175.00
Small Wind Energy Systems (300kilowatts or less)	Per Turbine	100.00
Stock Water Ponds		50.00
Temporary/Special Event Zoning Permit		175.00
Land Division Fees - Minor Subdivision		
1 Lot CSM		150.00
2 Lot CSM		175.00
3 Lot CSM		200.00
4 Lot CSM		225.00
CSM 3rd Review		100.00
Land Division Fees - Other		
Parcel Combination		100.00
Request for Modification		50.00
Courtesy Review (ex: related to Sale & Exchange of land		50.00
Land Division Fees - Subdivision Plats		
Condo plat 2-3 Units		300.00
Condo plat 5 or more units		500.00
Final Plat		200.00
Plat 3rd Review		200.00
Preliminary Plat 5-10 lots		400.00
Preliminary Plat 11-20 lots		450.00
Preliminary Plat 21-30 lots		550.00
Preliminary Plat 31-40 lots		650.00
Preliminary Plat 41 or more lots		750.00
Livestock Facilities		
Annual Review		500.00
Application	State Cap	1000.00
Non Compliance follow-up per visit		250.00
NMM Reclamation		
Acres Disturbed: 0-.99		100.00
Acres Disturbed: 1-5		225.00
Acres Disturbed: 6-10		450.00
Acres Disturbed: 11-15		675.00
Acres Disturbed: 16-25		1125.00
Acres Disturbed: 26-50		2250.00
Acres Disturbed: 51-100		4500.00
Acres Disturbed: >100	+ \$45 per additional acre	5000.00
After the Fact Fee	2X the Original Fee	
Permit Transfer		500.00
Reclamation Plan Revision Fee + Annual Fee Amount	w/addl. permitted ac.	250.00
WI DNR Fee		
Acres Disturbed: 0-.99		15.00
Acres Disturbed: 1-5		35.00
Acres Disturbed: 6-10		70.00
Acres Disturbed: 11-15		105.00
Acres Disturbed: 16-25		140.00
Acres Disturbed: 26-50		160.00
Acres Disturbed: 51-100		175.00
Acres Disturbed: >100 \$5000 plus per acre		175.00
POWTS Fees		
After the Fact Fee - Minimum \$200	2X the Original Permit Fee	
Commercial/Public Bld. > 750 gallons/day		750.00
Conventional Septic System		500.00
Holding Tank Septic System		650.00
Holding Tank Affidavit (Recording Fee)		30.00
Holding Tank Agreement (Recording Fee)		30.00
Holding Tank Waiver Application		50.00
In-ground Pressure Septic System		650.00
Major Plan Revision		85.00
Minor Modification/Repair		50.00
Mound/At Grade Septic System		650.00
Non-plumbing Sanitary/Privy or composting toilet		50.00

Department/Description

Unit **2023**
Rate/Fee

Plumber Transfer	50.00
POWTS Plan Review (1,000 gpd or less)	250.00
POWTS Plan Review (1,001-2,000 gpd)	325.00
POWTS Plan Review (2,001 - 5,000 gpd)	400.00
Reconnection (Sewer)	150.00
Re-Inspection Fee	50.00
Renewal of Sanitary Permit	50.00
Replace Septic or Pump Tanks	250.00
Forcemain/Effluent Line Repair	50.00
Soil and Onsite Evaluation Review	100.00

Shoreland Zoning Fees

Demolition Permit (Required within 100 feet of the Ordinary High Water Mark)	50.00
Boathouse	125.00
Staking (Required within 100 feet of the Ordinary High Water Mark)	175.00
Mitigation Plan/Affidavit (includes ROD Fees)	175.00
Navigability Determination	250.00
Shoreland Alteration (Includes Demolition Permit)	400.00

District Attorney

Diversion Fees	Per case	75.00
Discovery Fees		
	Per Page Public Defender	0.20
	Per CD-DVD-USB Public Defender	20.00
	Per 5MB of data Public Defender	0.03
	Per Page Private/Court-Apptd	0.35
	Per CD-DVD-USB Private/Court Apptd	35.00
	Per 5MB of data Private/Court Apptd	0.05
Preliminary Hearing Testifier	Per hour of prep and testimony	22.50
Restitution Surcharge - Ch 950 Grant	of Restitution for cases after 11/29/2017	10%

Emergency Management

Equipment Fees		
Fit tester Rental (Fire Depts.)	Annual	50.00
Apparatus, truck	Hour	150.00
Personnel Fees		
Wages and Fringe		40.00

Health

Bed & Breakfast	1-yr license	147.00 *	(* subject to change)
Body Art Permit Fees			
Body Art Combined Parlor: 82-tattoo/body piercing 87-temporary tattoo/body piercing		239.00 / 98.00 *	
Body Art Single Parlor: 80-tattoo 81-piercing 85-temp tattoo 86-temp piercing 80 – tattoo;		159.00 / 98.00 *	
Campground			
1 - 101+ Sites		294.00 *	
Complete for Campgrounds	Total # Units: X \$1.33=		*
Complete for Lodging	Total # Units: X \$1.33=		
Complete for Mobile Home Parks	Total # Units: X \$1.33=		
Lab Water Analysis			
Individual Tests	Coliform Bacteria/E. coli	22.00	
Individual Tests	Nitrate	33.00	
Individual Tests	Fluoride	25.00	
Municipal Water Systems	Bacteria or nitrate	11.00	
Private Drinking Water Chemistry Tests			
pH; Total Alkalinity; Iron; Hardness; Copper;		11.00	
Arsenic- subcontracted through to Wisconsin State Lab of Hygiene		42.00	
Arsenic- subcontracted through to Wisconsin State Lab of Hygiene		74.00	
Sample kit mailing fee		1.00	
Private Drinking Water Packages			
Package 1: Coliform Bacteria/E. coli, and Nitrate		47.00	
Package 2: Coliform Bacteria/E. coli, Nitrate, and Fluoride		69.00	
Public Water Samples - DNR Transient Non-Community			
Coliform Bacteria/E. coli, and Nitrate		47.00	
Individual tests as needed for follow ups - Nitrate		19.00	
Individual tests as needed for follow ups - Coliform Bacteria/E. coli		28.00	

Department/Description

Unit **2023
Rate/Fee**

Recreational Water samples		
Swimming Pool		14.00
Whirlpool		22.00
Beaches - Quanti-tray		36.00
USDA Forest Service Contract		
Bacteria or nitrate		21.00
Lodging	Complete for Lodging - Total # Units: X \$1.33=	
5-30 rooms		416.00 *
31-99 rooms		439.00 *
100-199 rooms		470.00 *
200 or more rooms		474.00 *
Micro Markets		
1 market		45.00 *
2 Markets in the same bldg.		68.00 *
Mobile Home Park License Fees		
70 (1-20 sites)		305.00 *
71 (21-50 sites)		357.00 *
72 (51-100 sites)		419.00 *
73 (101-175 sites)		471.00 *
74 (175+ sites)		499.00 *
Pools		
1-Primary		504.00 *
2-Pool Additional		215.00 *
3-Water Attraction No Slides		438.00 *
4-Water Attraction 2 Slides		742.00 *
5- Each Additional Slide		97.00 *
6-Addl Water Attraction Same Property 2 Slides		393.00 *
Radon		
Radon-Exempt from Sales Tax		7.00
Radon Test Kit		9.00
Radon Test Kit		9.00
Short-term kit	each	9.00
Recreational/Educational Camp		246.00 *
Reinspection Fees		
First		100.00 *
Second		200.00 *
Third		300.00 *
Retail Food - Not Serving Meals		
Pre-Packaged		68.00 *
<\$25,000		137.00 *
\$25,000+		271.00 *
>\$25,000 <\$250,000		643.00 *
>\$250,000 <\$1,000,000		838.00 *
>\$1,000,000 <\$2,000,000		1104.00 *
>\$2,000,000 <\$5,000,000		1321.00 *
>\$5,000,000 <\$10,000,000		1624.00 *
>\$10,000,000		1657.00 *
Retail Food - Serving Meals		
Prepackaged/Limited		291.00 *
<\$25,000		513.00 *
\$25,000-\$249,999		685.00 *
\$250,000-\$999,999		890.00 *
\$1,000,000+		1048.00 *
Retail Food - Serving Meals, Transient		140.00 *
Retail Food - Serving Meals, Transient	Inspection only	36.00 *
Special Condition Inspection		204.00 *
Significant Remodeling/PI Fees:		
Full license fee: New or w/significant remodeling (C/O or no C/O)		*
Half of license fee: C/O no or minor remodeling		*
TB Skin Test		10.00

Department/Description**2023****Unit****Rate/Fee**

Temporary Environmental Permit

2022-2023

140.00

Tourist Rooming House

252.00 *

Highway

Permits

Driveway: Residential, Agriculture, Commercial, And Industrial.

100.00

Milk Hauler: Map The Routes Used For Milk Hauling During Spring Weight Restrictions

50.00

Municipal Multi Trip: Municipalities Emergency Work Snow/Weather Related. Not Routine Maintenance

0.00

Open Cut Utility: Pavement Rating 5-4-3-2-1

250.00

Open Cut Utility: Pavement Rating 7-6

500.00

Right Of Way: Cross Right Of Way To Gain Access Temporary For Utility Or Private.

75.00

Single Trip: One Trip Permit For Oversize/Overweight

75.00

Utility: Any Utility In Co. Row. Gas, Water, Power, Sewer, Communication, Transmission,

175.00

Open Cut Utility: Pavement Rating 10-9-8

1000.00

Library

Late Fees

New book late fines

Per day/max

\$.10/5.00

All other books late fines

Per day/max

\$.10/5.00

Audiobooks late fines

Per day/max

\$.10/5.00

Magazine late fines

Per day/max

\$.10/5.00

Music CD's & cassettes late fines

Per day/max

\$.10/5.00

Discussion Kits late fines

Per day/max

\$.10/5.00

DVD late fines

Per day/max

\$1.00/5.00

Video game late fines

Per day/max

\$1.00/5.00

Artwork late fines

Per day/max

\$1.00/5.00

Traveling Tales late fines

Per day/max

\$1.00/5.00

Playaway late fines

Per day/max

\$1.00/5.00

Playaway View/Launchpad late fines

Per day/max

\$1.00/5.00

E-reader/scanner late fines

Per day/max

\$1.00/5.00

AV Equipment late fines

Per day/max

\$1.00/5.00

Hotspot late fees

Per day/max

\$1.00/5.00

Charge cord late fees

Per day/max

\$1.00/5.00

Interlibrary loan late fines (Max. \$50)

Per day/max

\$1.00/50.00

External Disc Drive

Per day/max

1.00/5.00

Laptop/tablet late fines (Max = Replacement cost)

Per hour

10.00

Miscellaneous Fees

Lost/Damage Materials

Actual cost

Printing Charge

Per page

0.10

Photocopying

Per page

0.10

Photocopying - color copy

Per page

0.50

Fax charges - first page

Per page

2.00

Fax charges - after first page

Per page

1.00

Visitor Pass for Computer Use

Session

0.00

Replacement Card

Each

2.00

Passport Fees

Passport photos

10.00

Passport fee

35.00

Medical Examiner

Permits

Cremation Authorization

Permit

266.25

Disinterment Permit

Permit

266.25

Parks

Administrative

NSF Fee Administrative fee to pursue collection on uncollectible checks

30.00

Violation Notice

50.00

Credit Card Convenience Fee

2% of

Actual cost

Biking

Mountain-Bay Trail

Mountain-Bay State Park Trail

Annual Pass

25.00

Mountain-Bay State Park Trail

Daily Pass

5.00

Mountain-Bay State Park Trail - Permit to Cross Trail

200.00

Nine Mile

Nine Mile (12 and older)

Annual Pass

30.00

Department/Description

		2023
	Unit	Rate/Fee
Nine Mile (12 and older, Regular & Fat Tire Seasons)	Daily Pass	5.00
Nine Mile Replacement		10.00
Nine Mile Fat Tire Bike Trial	Season Pass	20.00
Boat Launch		
Annual Sticker		30.00
Business Sticker		50.00
Daily Pass		6.00
Replacement		10.00
Camping		
Reservation Fee		8.00
Cancellation Fee		10.00
Firewood (DEC & BEP)	Per bundle	6.00
Sanitary Dumping Station (MP & BEP)		7.00
Big Eau Pleine Park (106 Sites)		
West Unit Lakeview Electric Site	Per night	26.00
Electric Site	Per night	24.00
South Unit Lakeview Non-Electric	Per night	21.00
South Unit Non-Electric	Per night	19.00
Group Campground (200 maximum capacity)	Per night	195.00
Dells of the Eau Claire Park (28 Sites)		
Electric Site (23 sites)	Per night	24.00
Non-Electricity Site (5 sites)	Per night	19.00
Group Campground (300 maximum capacity)	Per night	175.00
Marathon Park (28 sites)		
Electric Site (24 sites)	Per night	27.00
Non-Electricity Site (4 sites)	Per night	22.00
Forest Unit Undesignated Camping Permit		25.00
Big Eau Pleine Disc Golf		
Family Pass - + (50% off each adult)	Annual	30.00
Adult Pass	Annual	30.00
Youth Pass (17 and under)	Annual	20.00
Daily Pass		4.00
Event and Race Fees		
School Cross Country Running Races (Includes Nine Mile Chalet or park shelter)		420.00
Events/Races - under 100 participants	Per participant	5.25
Events/Races - exceeding 100 participants		Negotiable
Event Fees - Snow Fence 50" Roll including stakes and ties	Per roll	12.00
Event Fees - Barricades	each	7.00
Event Fees - Picnic Tables	each	20.00
Event Fees - Manual Post Pounder		35.00
Event Fees - Water Stand Pipes	each	50.00
Event Fees - Backflow Preventers	each	12.00
Event Fees - Bleacher Planks	event	7.00
Event Fees - Portable Electrical Panels (Spider Box)	each	165.00
Event Fees - Portable Stage	each	200.00
Event Fees - Portable Stage Canopy	each	100.00
Event Fees - Sound/Light System (400 Block)	Per/hr/person	165.00
Event Fees - Staff - Week Day	Per/hr/person	45.00
Event Fees - Staff - Weekend and Evenings	Per/hr/person	70.00
Concession/Merchandise Sales	10% gross excluding taxes	
Vendor Permit Fee		50.00
Facilities & Shelters		
Staff time for Cleaning/Repairs/Etc.	Hour	40.00
Misc.		Negotiable
Current Sales Tax	5.5% of	Actual cost
Late Payment Fee	30 days	50.00
Deposits		
Key Deposits		50.00
Facility Deposit*		200.00
400 Block		
Private event sponsored by a private group	4 hrs or less	210.00
	greater than 4 hrs	350.00

Department/Description

Unit **2023**
Rate/Fee

Admission event	4 hrs or less	210.00
	greater than 4 hrs	350.00
Free event - open to the public	4 hrs or less	79.00
	greater than 4 hrs	158.00
Parks - Non - Exclusive Use Event Fee - Non-Commercial	Per day	161.00
Parks - Non - Exclusive Use Event Fee - Commercial	Per day	330.00
Parks - Non - Exclusive Use Event Fee - Non-Commercial 1/2 Day	Per day	107.00
Parks - Non - Exclusive Use Event Fee - Commercial 1/2 Day	Per day	220.00
Facilities-Opening Shelter before 8:00am-1 hr. minimum	Hour	59.00
Big Eau Pleine Park		
Big Eau Pleine Enclosed Shelter-NonCommercial	Per day	107.00
Big Eau Pleine Enclosed Shelter-Commercial	Per day	219.00
Big Eau Pleine Open Shelter #29-NonCommercial	Per day	85.00
Big Eau Pleine Open Shelter #29-Commercial	Per day	177.00
Bluegill Bay Park		
Bluegill Bay Open Shelter #4-NonCommercial	Per day	66.00
Bluegill Bay Open Shelter #4-Commercial	Per day	136.00
Cherokee Park		
Cherokee Park Shelter-NonCommercial	Per day	107.00
Cherokee Park Shelter-Commercial	Per day	219.00
Dells of the Eau Claire Park		
Dells Enclosed Shelter-NonCommercial	Per day	119.00
Dells Enclosed Shelter-Commercial	Per day	250.00
Dells Open Shelter #13-NonCommercial	Per day	85.00
Dells Open Shelter #13-Commercial	Per day	177.00
Dells Open Shelter #14-NonCommercial	Per day	57.00
Dells Open Shelter #14-Commercial	Per day	118.00
Marathon Park		
Bandstand - NonCommercial/Commercial		
Big Kitchen - Non Commercial (1-200 people)	Per day	184.00
Big Kitchen - Commercial (1-200 people)	Per day	368.00
Big Kitchen - Non Commercial (201-300 people)	Per day	323.00
Big Kitchen - Commercial (201-300 people)	Per day	646.00
Big Kitchen - Non Commercial (301-500 people)	Per day	457.00
plus expenses (dumpster, etc.)		
Big Kitchen - Commercial (301-500 people)	Per day	915.00
plus expenses (dumpster, etc)		
Cattle Barn No. 1 or No. 2 Non Commercial	Per day	165.00
Cattle Barn No. 1 or No. 2- Livestock Event Commercial	Per day	440.00
Cattle Barn No. 1 or No. 2- Non Livestock Event Commercial	Per day	809.00
Cattle Barn No. 3 - Non Commercial	Per day	247.00
Cattle Barn No. 3 - Commercial	Per day	609.00
Marathon Park		
East Gate Hall Non-Comm (1-300 people)	Per day	512.00
East Gate Hall Non-Comm (301-800 people)	Per day	837.00
East Gate Hall Commercial (1-800 people)	Per day	1282.00
East Gate Hall Hourly Set Up Rate-Comm. & Non-Commercial	Hour	82.00
Tables & Chairs - East Gate Hall-Comm. & Non-Commercial		
Up to 10 tables and/or 100 chairs per building		FREE
Each additional 10 tables OR 100 chairs (Total of 50 Tables and 500 Chairs)		68.00
Exhibition Building North Wing & Rotunda NonComm	Per day	247.00
Exhibition Building North Wing & Rotunda Commercial	Per day	609.00
Exhibition Building Each Additional Wing NonComm	Per day	247.00
Exhibition Building Each Additional Wing Commercial	Per day	609.00
Exhibition Building Hourly Set Up Rate-Comm. & NonComm	Hour	82.00
Grandstand & Show Area Non Commercial	Per day	1139.00
Grandstand & Show Area Commercial/day		Negotiable
Grandstand & Midway & Show Area Non Commercial	Per day	1421.00
Grandstand & Midway & show Area Commercial/day		Negotiable

Department/Description

	Unit	2023 Rate/Fee
Horse Barn (stall/day) Non Commercial	Per day	35.00
Horse Barn (stall/day) Commercial	Per day	55.00
Horse Exercise Area Non Commercial	Per day	116.00
Horse Exercise Area Commercial/day (plus expenses for special services)	Per day	Negotiable
Infield NonCommercial	Per day	570.00
Infield Commercial		Negotiable
Judging Pavilion NonCommercial	Per day	247.00
Judging Pavilion Commercial	Per day	609.00
Judging Pavilion Hourly Set Up Rate-Comm.& NonComm	Hour	82.00
Marathon Junction Rental-NonComm	Hour	28.00
Marathon Junction Rental-Comm	Hour	54.00
Marathon Junction All Day Rental-NonComm (8am-11pm)	Day Max	258.00
Marathon Junction All Day Rental-Comm (8am-11pm)	Day Max	536.00
Marathon Junction Train ride (2X round)	each ride	1.25
Marathon Junction Train ride (2X round)	4 rides	4.75
Marathon Junction Train ride (2X round)	12 rides	13.75
Marathon Junction Train ride (2X round)	20 rides	22.50
Meeting Hall Summer Only-Non Commercial	Per day	164.00
Meeting Hall Summer Only-Commercial	Per day	337.00
Meeting Hall Summer Meeting Rate	min 2 hrs	47.00
Midway NonCommercial		Negotiable
Midway Commercial		Negotiable
MPB#1 Non Commercial <1500 people	Per day	512.00
MPB#1 Commercial<1500 people	Per day	1922.00
MPB#1 Non Commercial >1500 people	Per day	678.00
MPB#1 Commercial >1500 people	Per day	2793.00
Winter Use: Sept. 15 - March 30		
MPB#2 Non Commercial <1500 people	Per day	512.00
MPB#2 Commercial <1500 people	Per day	1922.00
MPB#2 Non Commercial >1500 people	Per day	678.00
MPB#2 Commercial >1500 people	Per day	2793.00
Winter Use: Oct. 15 - March 4		
Multi-Purpose Building Hourly Set Up Rate-Comm and Non-Comm	Hour	82.00
Tables & Chairs - MPB's Comm. & Non-Commercial		
Up to 10 tables and/or 100 chairs per building		FREE
Each additional 10 tables OR 100 chairs (Total of 50 tables and 500 chairs)		69.00
Open Shelters (#1-4)-Non Commercial	Per day	57.00
Open Shelters (#1-4)-Commercial	Per day	118.00
Open Shelter #5-Non Commercial (No restrooms)	Per day	66.00
Open Shelter #5-Commercial (No restrooms)	Per day	136.00
Open Shelter #5 - Restroom Fee-Non Commercial	Per day	119.00
Open Shelter #5 - Restroom Fee-Commercial	Per day	250.00
Poultry Barn - Non Commercial	Per day	165.00
Poultry Barn-Livestock Event Commercial	Per day	440.00
Poultry Barn-Non Livestock Event Commercial	Per day	809.00
Mission Lake Park		
Mission Lake Open Shelter-Non Commercial	Per day	66.00
Mission Lake Open Shelter-Commercial	Per day	136.00
Nine Mile Chalet	Per day	
Nine Mile Chalet-Non Commercial	Per day	323.00
Nine Mile Chalet-Commercial	Per day	646.00
Oak Island Park		
Oak Island Shelter - NonCommercial	Per day	171.00
Oak Island Shelter - Commercial	Per day	356.00

Department/Description

	Unit	2023 Rate/Fee
Pleasant View Park		
PleasantView Shelter - NonComm	Per day	114.00
PleasantView Shelter-Commercial	Per day	231.00
Riverside Park		
(150 winter capacity) (parking lot between shelter & river included in rental)(meeting use minimum of 2 hrs)		
Riverside Shelter-NonComm-1-200	Per day	254.00
Riverside Shelter - Comm - 1-200	Per day	525.00
Riverside Shelter - NonComm - 201-300	Per day	422.00
Riverside Shelter - Comm - 201-300	Per day	876.00
Riverside Shelter - NonComm - 301-400	Per day	597.00
Riverside Shelter - Comm - 301-400	Per day	1233.00
Riverside Shelter - Meeting	Hour	57.00
Shooting Range		
(No charge for hunter education or firearm safety training classes)		
Shooting Range Lodge-Non Commercial	Per day	99.00
Shooting Range Lodge-Commercial	Per day	206.00
Sylvan Hill Park (meeting use minimum 2 hours)		
Sylvan Hill Chalet - Non-Commercl	Per day	254.00
Sylvan Hill Chalet - Commercial	Per day	525.00
Sylvan Hill Chalet - Meeting 1-50	Per day	45.00
Sylvan Hill Chalet - Meeting 50+	Per day	57.00
Ice Arena (All hourly rates are pretax)		
MPB#1 and MPB#2 - For all ice		150.00
MPB#1 and MPB#2 - High School Games		215.00
Ice Skating - Public		
Indoor MPB#1		
Individual Skating Fee - Youth		3.00
Individual Skating Fee - Adult		4.00
Bonus Card - Youth	10 sessions	20.00
Bonus Card - Adult	10 sessions	30.00
Season Pass - Youth or Adult		75.00
Skate Rental Fees (all sizes)		3.00
Memorial Bench		1700.00
Shooting Range		
Annual Shooting Range Pass (12 & older)		45.00
Daily Fee (12 & older)		5.00
Youth Under 12 Daily Fee		FREE
Skiing		
Nine Mile Cross-Country Ski Rates		
Annual Pass - Youth		65.00
Annual Pass - Adult		110.00
Annual Pass - Senior		75.00
Annual Pass - Family	(50% off each addtl)	110.00
Annual Pass Replacement Ski		10.00
Night (after 5pm) - Youth		6.00
Night (after 5pm) - Adult		8.00
Night (after 5pm) - Senior		7.00
Night Self Register permit (during hours chalet is closed)		6.00
Daily - Youth		9.00
Daily - Adult		13.00
Daily - Senior		11.00
Daily Self Register permit (during hours chalet is closed)		9.00
Any Consecutive Two-Day - Youth		15.00
Any Consecutive Two-Day - Adult		22.00
Any Consecutive Two-Day - Senior		18.00
Equipment		
Daily Equipment Rental Full Day - over 12 - Skis, boots and poles		15.00
Daily Equipment Rental Full Day - over 12 - Skis and poles		10.00
Daily Equipment Rental Full Day - over 12 - Boots		5.00
Daily Equipment Rental Full Day - over 12 - Pulk		10.00
Daily Equipment Rental Full Day - under 12 - skis, boots and poles		10.00

Department/Description

	Unit	2023 Rate/Fee
Daily Equipment Rental Full Day - under 12 - skis and poles		7.00
Daily Equipment Rental Full Day - under 12 - Boots		3.00
Snowshoeing - Nine Mile Snowshoe Rates		
Season passes will be discounted if purchased before November 30.		
Annual Pass - Snow Shoe Youth		32.00
Annual Pass - Snow Shoe Adult		47.00
Annual Pass - Snow Shoe Senior		39.00
Replacement Snowshoe Pass		10.00
Daily - Youth		5.00
Daily - Adult		7.00
Daily - Senior		6.00
Daily Self Register permit (during hours chalet is closed)		5.00
Any Consecutive Two-Day - Youth		8.00
Any Consecutive Two-Day - Adult		12.00
Any Consecutive Two-Day - Senior		10.00
Daily Equipment Rental Full Day - over 12 - Snowshoes		10.00
Daily Equipment Rental Full Day - under 12 - Snowshoes		7.00
Ski and Snowshoe Group Rates		
School Groups - students pass only	Per student	3.00
School Groups - students equipment rental	Per student	6.00
School Groups - students pass and equipment rental	Per student	9.00
School Groups - teachers and chaperones pass		FREE
School Groups - teachers and chaperones equipment rental	each	6.00
Organized Youth Group 10+ participants - pass only	youth	6.00
Organized Youth Group 10+ participants - pass + equip rental	youth	14.00
Other Groups - for ski passes - \$1 discount on each daily pass for groups of 10 or more		
Other Groups - for snowshoe passes - \$.50 discount on each daily pass for groups of 10 or more		
Sports Fields and Courts		
Athletic Park		
Baseball game without admission fee		195.00
Baseball Games with admission fee		195.00
Field lights (evenings)		27.00
Non-baseball activities		Negotiable
Ball Diamonds - County/City Organized Youth		
Organized Adult or Commercial or High School Use (3 hr max)		34.00
Organized Youth Use (2 hr max)		28.00
Additional time		12.00
Marathon County Sports Complex Fields		
Small/Medium Field Use Fee-2 hr game or practice fee per field		27.00
Large/Championship Field-2 hr game or practice fee per field		50.00
Field Lights (Championship field #12)		49.00
Complete Complex Rental (add'l services negotiated)		3000.00
Field Lining		125.00
Soccer Group Per Player Fees		
WAYS A - K,1		16.00
WAYS A - 2,3,4,5		20.00
WAYS A - (6-8), (9-12)		24.00
MC United - All age groups		37.00
WCFC - All age groups		37.00
General Sports Fields		
Sports fields are contracted for by youth soccer leagues and schools. Outside of these reserved periods they may be		
Organized Adult Use or Commercial Use (3 hr max)	field/game or practice	32.00
Organized Youth Use or Commercial Use (2 hr max)	field/game or practice	22.00
Youth Sports Camp Weekly Use	field/week	125.00
Additional time	Hour	12.00
Sunny Vale Softball Complex		
Ball Diamond Use - High School, Adult, or Comm (3 hr max)	game/pre-tax	35.00
Ball Diamond Use - Organized Youth Use (2 hr max)	game/pre-tax	28.00
Field Lights	game/pre-tax	10.00
Tournament Labor and Equipment Fee	per/person/hr	26.00
Additional time	Hour	12.00

Department/Description**2023
Unit
Rate/Fee**

Pickleball/Tennis Courts		
Commercial or Private Use	court/hr	12.00
Swimming Pools - Schulenburg, Memorial, Kaiser Pools, Marathon Park Splash Pad		
Marathon Park Splash Pad		
Splash pad fee	each	1.25
Under Age 1		Free
Splash Pad Public Rental - Group Size - (1 - 30)	Rental Fee + Personnel	109.00
Splash Pad Public Rental - Group Size - (31+)	Rental Fee + Personnel	133.00
Memorial, Kaiser and Schulenburg		
Open Swim Fees		
Under Age 1		FREE
Youth (1-17)	Daily	4.00
Adult (18-59)	Daily	5.00
Senior (60+)	Daily	2.00
Open Swim Fees - after 6pm every day		
Under Age 1		FREE
Youth (1-17)	Daily	2.00
Adult (18-59)	Daily	3.00
Senior (60+)	Daily	1.00
Agency Pass		35.00
Agency Pass per visit (each person)		2.00
Open Swim Fees - Season Pass (Season passes will be discounted if purchased before April 15)		
Wausau Resident Youth		35.00
Wausau Resident Adult		50.00
Wausau Resident Family	(30% off each addtl)	50.00
Non-Resident Youth		45.00
Non-Resident Adult		65.00
Non-Resident Family	(30% off each addtl)	65.00
Fee to Replace Lost Pass (1st one is FREE)		2.00
Public Rental of Memorial, Kaiser or Schulenburg		
Public Rental requires contract completion and payment prior to pool use.		
Public Rental - No waterslides		375.00
Public Rental - waterslides		425.00
Tubing		
Private Rentals - \$450 minimum (\$750-2 tows) or \$8.00 per youth (min 42" tall to 13 yrs.) and \$10.50 per adult		
Sylvan Hill Park		
Daily - Youth (min of 42" to 13 yrs. old)	session	8.00
Daily - Adult (14 and older)	session	11.00
Daily - Youth - Group of 4	session	30.00
Daily - Youth - Group of 8	session	58.00
Daily - Youth - Group of 12	session	90.00
Daily - Adult - Group of 12	session	126.00
Trees		
Payment in lieu of tree replacement	Tree	400.00
Assessment Fee (greater than 15in may run through a CTLA assessment)		
Winter Storage		
Marathon Park		
The measurement will be made in a straight line from the foremost part of the unit to the rearmost, including the trailer and any		
Tall Storage 9'8"-11'6"	Per ft./month	2.25
Short Storage 9'7" and below	Per ft./month	2.00
Late Charge	day after May 1	5.00
Annual Storage - Fair Stands - Fair stands may be stored on an annual basis. These fees should be collected in September for the		
Exhib Bld, Cattle Barns 1 & 2, Judging Pavilion	Per ft./month	2.00
Late Charge	day after May 1	5.00
Woodcutting Permits		
County Forests		30.00
County Parks		30.00
Firewood Cutting Permit Key Deposit		50.00

Register of Deeds

Document Recording Fee		30.00
Document Copies	plus \$1 per page	2.00

Department/Description

2023

Unit Rate/Fee

Transfer Fee	.3% of Purchase Price	
Vital Record Copy	plus \$3 per page	20.00
Access to Images Online	Access Fee	4.00
Bulk Monthly Images	7500	800.00
Bulk Monthly Images	3500	400.00
Daily Images		20.00

Sheriff Office

Administration Division

Copies of Incident or Accident Reports	per page/\$2 minimum	0.20
Mailing fee	unit	1.00
Photos/Video/Audio	per disc	5.00
Alarm Permits - Residence	Annual	50.00
Alarm Permits - Business	Annual	100.00
Shooting Range Use - Less than 10 member agency	Annual	250.00
Shooting Range Use - More than 10 member agency	Annual	500.00

Investigations Divisions

Civil Process: Routine paper service (includes mileage)	3 attempts	75.00
Civil Process: MCJ inmate paper service	3 attempts	40.00
Civil Process: Rush paper service (includes mileage)	3 attempts	150.00
Civil Process: Replevins, Evictions Executions, Assistance	Per Case/Property	100.00
Civil Process: Sheriff's Sales	Per Posting, includes sale	150.00
Evidence/Impound Vehicles: Per vehicle Per day after notification of release status		35.00
Warrant Fee: In county	Warrant Served	30.00
Warrant served and inmate transported (In state, other county)	Mileage x \$1.11 +	30.00
Warrant served and inmate transported (Out of state)		Actual Cost
Digital Forensics Analysis (non MOU agency)	Per device	300.00

Marathon County Jail

Electronic Monitoring Set Up Fee - Out of County	Set Up	40.00
Electronic Monitoring Daily Fee - Out of County	Daily	25.00
Electronic Monitoring Set Up Fee - In County	Set Up	40.00
Electronic Monitoring Daily Fee - In County	Daily	18.00
Electronic Monitoring UA Drug Test (2nd +)	Per	10.00
Pay for Stay First Day Fee	Set Up	30.00
Pay for Stay Daily Fee	Daily	18.00
Photocopies	Per	0.20
Local Municipality Board	Daily	60.00
State of WI DOC Sanctioned Inmate Board	Daily	51.00
State of WI Probation and Parole Holds (As allotted by State)	Daily	(usually @ \$40)
Juvenile Detention Board – Contracted/In-County	Daily	250.00
Juvenile Detention Board – Non-Contracted	Daily	500.00
Jail Medical Visit (Doctor or Nurse)	Per	10.00
Jail Medication Costs	Per Med	Actual
Jail Outside Physician, Hospital or Dental Visits (Medicaid Costs)	Per Visit	Actual
IUD Insertion	Per Visit	30.00
Property Damage Fees		
Inmate Damage to Paint/Defacement	Hour	15.00

Property Damage Replacement Costs

Sheets		3.24
Towels		3.33
Blankets		10.95
Laundry Bags	Large	4.75
Laundry Bags	Small	3.00
Uniform Top	by size	\$6.95 - \$15.95
Uniform Bottom	by size	\$6.95 - \$15.95
Mattress		102.00
Shoes	Pair	4.95
Flip Flops	Pair	3.90
Cup		2.00
Rags	Red	0.59
Rags	Blue	0.30

Department/Description**Unit**
2023
Rate/Fee

Religious Book

Koran
Torah16.00
20.00**Social Services**Copies/Record Requests
Child Care Certification
Child Support NIVD Income Withholding Verification
Child Support Money Order
Credit Card Service Chargeper page

per \$50 transaction0.20
90.00
35.00
1.25
1.50**Solid Waste Dept.****Hazardous Waste**Acid/Base Lab Pack
Acid/Base Bulk
Aerosols
Liquids & poison liquids
Liquids
Solids
Solids-Flares
Paint (oil-based only)
Paint (oil-based only)
Paint-related materials
Oxidizers
Peroxides
H2O Reactive
Alkali/Alkali Earth Metals
Mercury liquid & devices
Antifreeze
Rechargeable batteries
Non-rechargeable household batteries
Fluorescent Bulbs (<=4') & CFLs
Fluorescent Bulbs (> 4')
Bulbs, Broken
HID/Sodium
Oil, Drain
Used Oil Filters
Dioxins
Pesticides
Pharmaceuticals (Non-Controlled)
Pharmaceuticals Inhalers (5 gallon pail)
Poisons (P-listed and mercury compounds)
Halogenated Solvents
Halogenated Solvents (Bulk)
Non-PCB Ballast
PCB Ballast
Unknown Chemical/Physical FingerprintingPer lb
Per dm
Per lb
Per lb
Per dm
Per lb
Per lb
Per lb
Per lb
Per lb
Per lb
Per lb
Per lb
Per lb
Per lb
Per lb
each
each
each
each
each
each
Per lb
Per lb
Per lb
pail
Per lb
Per lb
Per dm1.50
1.50
0.50
95.00
2.00
8.00
0.55
115.00
1.00
3.50
9.00
2.00
200.00
15.00
0.25
NC
NC
0.50
1.00
1.50
1.50
NC
0.50
6.00
1.60
2.00
70.00
2.00
1.00
106.00
NC
10.00
30.00**Material Disposal Rates Per ton**Approved Alternative Cover
Yard Waste
Clean Concrete
Clean Shingles
Municipal Solid Waste
Construction/Demo18.00
25.00
20.00
40.00
56.00
56.00**Minimum Disposal Fees**Car/SUV/light truck:
Trailer-full only
Vehicle with trailer35.00
45.00
55.00**Recycling**Appliances
Freon appliances
Light truck/automotive tires
Semi-truck/trailerPer item
Per item
Per item
Per item25.00
35.00
12.00
35.00

Department/Description**2023****Unit****Rate/Fee**

Tractor/heavy equipment	Per item	45.00
Mixed recyclables- car load	per/load	10.00
Mixed recyclables- truck load	per/load	15.00
Mixed recyclables- truck/trailer load	Per item	25.00
Electronics (computer/CPU/laptop/fax/monitor/scanner)	Per item	25.00
Electronics (portable -32" TV or less	Per item	30.00
Electronics (portable larger than 32")	Per item	40.00
Electronics (console TV)	Per item	50.00
Copiers	Per item	40.00
Large various electronics	Per item	40.00
Small various electronics	Per item	20.00
Fluorescent lighting (CFL)	Per item	0.75
Fluorescent lighting (4-foot tubes, circular, u-shaped)	Per item	0.75
Fluorescent lighting (over 4-foot)	Per item	1.50
LED	Per lb	3.00
Batteries (lead-acid, alkaline, ni-cad)	Per lb	2.00
Batteries (lithium)	Per lb	5.00

Treasurer**Administrative Fees**

Delinquent Tax Report – Electronic copy		50.00
Delinquent Tax Report – Paper Copy		100.00
In Rem/ Tax Deed Certified letters & Admin fees		150.00
Labels	Per label	0.20
Postage for labels, reports ((plus WPS rates)	Per item	5.00
Tax Research	Hour	25.00

UW Extension

Educational Programs	Per person	Free - \$150.00
Platbooks	Per book	40.00

Resolution No.## (2024)

RESOLUTION ESTABLISHING 2024 BUDGET PRIORITIES AND GUIDELINES

WHEREAS, Marathon County is an economically diverse county with a growing population and variety of rural, suburban, and urban communities; and

WHEREAS, County staff provided background information on historical revenues and expenses at the April 20th and 25th meetings of the Board of Supervisors and the May 10th meeting of the Human Resource and Finance Committee meeting; and

WHEREAS, revenue limitations by the State continue to require tough decision prioritizing which expenses will be covered with limited revenues; and

WHEREAS, prudent financial management and maintenance of fund balance reserves are essential to the long-term fiscal health of the county and the retention of a strong credit rating; and

WHEREAS, the Marathon County Board of Supervisors is sensitive to the nature of the tax burden on the residents of Marathon County, and prioritizes a stable, sustainable tax levy rate;

WHEREAS, the Marathon County Board adopted a budget development timeline that calls for the establishment of budget priority guidelines for the County Administrator to consider when putting together a budget recommendation.

NOW, THEREFORE, BE IT RESOLVED that the Marathon County Board of Supervisors hereby establishes the following categorical priority guidelines for the County Administrator to consider, in conjunction with the direction to maintain the county's long-term fiscal health and strong credit rating, when creating the 2024 budget:

- 1 - Structural Deficit
- 2 - Employee Compensation
- 3 - Health Insurance
- 4 - New Positions
- 5 - Operating Expenses

BE IT FURTHER RESOLVED, the seven (7) standing committees of Marathon County are hereby called upon to continue the review of the 2023 mandated services report and the rate and fee documents during the ensuing months to develop additional recommendations for consideration by the Board of Supervisors in the 2024 budget development and approval process.

RESOLUTION # R-36-23
BUDGET TRANSFER – WISCONSIN ELECTION COMMITTEE
SUBGRANT FOR ABSENTEE ENVELOPES

WHEREAS, Section 65.90(5)(a) dictates that appropriations in the Marathon County budget may not be modified unless authorized by a vote of two-thirds of the entire membership of the County Board of Supervisors; and

WHEREAS, on July 12, 2023, the Human Resources, Finance and Property Committee approved the acceptance of a \$4,041.18 grant from the State of Wisconsin Elections Commission relative to increased printing costs required for new required absentee ballot envelope designs; and

WHEREAS, on July 12, 2023, the Human Resources, Finance and Property Committee reviewed and recommended a 2023 budget transfer to allow the \$4,041.18 in grant funds to be expended by the County Clerk's Office for costs related to absentee ballot envelope printing.

NOW, THEREFORE, BE IT RESOLVED the Marathon County Board of Supervisors authorize and direct the budget transfers as listed below:

Transfer from:	Grant Awards
Transfer to:	County Clerk - Printing
Amount:	\$4,041.18
Re:	Absentee Ballot Funding

BE IT FURTHER RESOLVED that a Class 1 Notice of this transaction be published within (10) days of its adoption.

BE IT FURTHER RESOLVED that the County Board of Supervisors hereby authorizes and directs the Marathon County Clerk to issue checks pursuant to this resolution and the Marathon County Treasurer to honor said checks.

BE IT FURTHER RESOLVED that the proper officers of Marathon County are hereby authorized and directed to take all actions necessary to affect this policy.

Respectfully submitted this 18th day of July, 2023.

HUMAN RESOURCES, FINANCE AND PROPERTY COMMITTEE

Fiscal Note: This resolution modifies the revenues and expenditures for the Marathon County Clerk's Office. There is no additional County tax levy appropriated in this resolution; however, this resolution would transfer \$4,041.18 in grant funds for expenditure by the Clerk's Office.

Legal Note: This resolution requires a 2/3 majority vote of the County Board.



Wisconsin Elections Commission

201 West Washington Avenue | Second Floor | P.O. Box 7984 | Madison, WI 53707-7984
(608) 266-8005 | elections@wi.gov | elections.wi.gov

DATE: June 12, 2023

TO: Wisconsin Municipal Clerks
Wisconsin County Clerks
City of Milwaukee Election Commission
Milwaukee County Election Commission

FROM: Wisconsin Elections Commission

SUBJECT: 2023 Absentee Ballot Envelope Subgrant Reimbursement Program

1. **SUMMARY.** On March 3, 2023, the Wisconsin Elections Commission (WEC) approved the allocation of federal funds for an absentee ballot envelope subgrant program. This subgrant is provided to partially offset the costs jurisdictions incur purchasing the redesigned absentee ballot envelopes (EL-120 and EL-122) planned for approval on August 4, 2023.

2. **BACKGROUND.**

The bipartisan Commission unanimously directed the creation of new absentee ballot envelope designs in order to ensure compliance with the law. The old envelope designs do not conform with guidance from recent court orders and do not fully comply with all statutory requirements. Furthermore, the old envelope designs do not incorporate design features (adopted in other states) that make them easily identifiable to the U.S. Postal Service. For these reasons, the Commission, on April 28 and again on June 1, unanimously determined that the current EL-120 and EL-122 shall not be used in 2024.

To partially offset the cost of adopting new envelope designs, the WEC will disburse up to \$600,000 of Federal funds through the approved 2023 Absentee Ballot Envelope Subgrant Program. Each jurisdiction may receive an award calculated proportionally based on their estimated January 1, 2022, voting age population as determined by the Department of Administration Demographic Services Center.¹ The minimum award is \$20.00. A list of award amounts is attached as Appendix A.

3. **AUTHORIZED USES.** All funds received must be expended to purchase the redesigned absentee envelopes which includes both the EL-120 and EL-122.
4. **HOW DO JURISDICTIONS APPLY?** An authorized representative of each jurisdiction must complete and return a 2023 Absentee Ballot Envelope Subgrant Memorandum of Understanding (MOU)

¹ https://doa.wi.gov/Pages/LocalGovtsGrants/Population_Estimates.aspx

Wisconsin Elections Commissioners

Don M. Millis, chair | Marge Bostelmann | Joseph Czarnecki | Ann S. Jacobs | Robert Spindell | Mark L. Thomsen

Administrator
Meagan Wolfe

to the WEC at elections.finance@wi.gov. This subgrant is available to municipalities, or to counties purchasing equipment on behalf of a municipality, but only one award will be granted per municipality.

5. **QUESTIONS?** Call the WEC Help Desk at 608-261-2028 or e-mail elections.finance@wi.gov.



Wisconsin Elections Commission

201 West Washington Avenue | Second Floor | P.O. Box 7984 | Madison, WI 53707-7984
(608) 266-8005 | elections@wi.gov | elections.wi.gov

2023 ABSENTEE BALLOT ENVELOPE SUBGRANT PROGRAM

REQUEST FOR FUNDS & MEMORANDUM OF UNDERSTANDING

BETWEEN

THE WISCONSIN ELECTIONS COMMISSION

AND

Marathon County
(NAME OF MUNICIPALITY, COUNTY)

I. PARTIES

The parties to this Memorandum of Understanding (hereinafter referred to as “MOU” or “agreement”) are the Wisconsin Elections Commission (hereinafter referred to as the “WEC” or the “Commission”) and the (City) (Village) (Town) of see attached list in Marathon County, Wisconsin. The Commission is the state agency providing an election security subgrant of federal funds to the city, village, or town. The City, Village or Town identified above is the entity receiving a local election security subgrant from the Commission and is referred to herein as the “receiving jurisdiction.” By signing and dating this agreement, the participating City, Village, or Town agrees to the terms of this agreement with the Commission.

II. PURPOSE

The purpose of this MOU is to set forth the requirements that cities, villages and towns must meet to be eligible to receive an absentee ballot envelope subgrant from the Commission and the requirements for the use of the funds. The subgrant program is funded by the federal HAVA Election Security Grant which was authorized by the U.S. Congress under Section 101 of the Help America Vote Act of 2002 (P.L. 107-252) (HAVA) and provided for in the Consolidated Appropriations Act of 2023 (Public Law 117-328) and issued by the federal Election Assistance Commission. The purpose of the federal grant is to “improve the administration of elections for Federal office, including to enhance election technology and make election security improvements to the systems, equipment and processes used in federal elections” (CFDA Number 90.404; Federal Award Identification Number (FAIN) EAC-ELSEC18WI).

The purpose of the subgrant is to help improve overall election security of federal elections statewide by providing cities, villages, and towns across the State of Wisconsin with federal election security funds to safeguard and secure the integrity of the absentee voting process in federal elections.

Wisconsin Elections Commissioners

Don M. Millis, chair | Marge Bostelmann | Joseph J. Czarnecki | Ann S. Jacobs | Robert Spindell | Mark L. Thomsen

Administrator
Meagan Wolfe

III. SUBGRANT PROGRAM REQUIREMENTS

A. Introduction

The Commission's Election Security Subgrant Program ("subgrant") is intended to fund jurisdictions purchasing redesigned absentee ballot envelopes. Each jurisdiction may receive an amount determined based on their estimated January 1, 2022, voting age population as determined by the Department of Administration Demographic Services Center.¹ All funds received must be expended to purchase the redesigned absentee ballot envelopes or returned to the Commission.

B. Envelope Redesign.

At the Commission's February 2, 2023, meeting, WEC staff were directed to develop a timeline to implement a new absentee ballot envelope package that would allow for the Commission to approve the design no later than its September 20, 2023, meeting. The absentee ballot envelope package for voters includes two envelopes:

- EL-120: Absentee Ballot Mailer Envelope (outside envelope going to voter)
- EL-122: Official Absentee Ballot Application/Certification (inside envelope returning to clerk)

These envelopes were redesigned to ensure compliance with recent court decisions and the Wisconsin statutes. Old envelopes are not compliant with the law, and the Wisconsin Elections Commission unanimously voted not to permit their continued use, starting in 2024.

At the Commission's March 3, 2023, meeting, the Commission directed staff to allocate \$600,000 of federal funds towards an Absentee Ballot Envelope subgrant program, to partially offset the cost of transitioning to new absentee ballot envelopes now under development. The absentee ballot envelope performs several functions – each essential to the security of the voter's choice, and the integrity of the wider electoral process. A successful transition to the new design is therefore in the interest of all participants.

IV. FUNDING

- A. Commission staff will award subgrants based on receipt of a signed Memorandum of Understanding (MOU). Jurisdictions may receive a proportional amount of available subgrant funds based on their 2022 estimated voting age population as outlined in Appendix A. The minimum award is \$20.00.
- B. **All funds received must be expended to purchase the redesigned absentee ballot envelopes.** A county purchasing envelopes on behalf of a municipality may receive a subgrant award, however only one award will be granted per municipality. Any unused funds must be returned to the Commission by December 31, 2024.
- C. Subgrant period: **March 3, 2023 – December 31, 2024.** All costs must be incurred, including goods received, during this project period. Bids, proposals, or purchase orders are not adequate for this subgrant.

¹ https://doa.wi.gov/Pages/LocalGovtsGrants/Population_Estimates.aspx

- D. Documentation: Receipts or invoices for all subgrant expenditures, showing date and amount for all funds expended, must be retained by requesting jurisdictions for a minimum of **eight years**. A standard inventory list of all items purchased using subgrant funds must be created and maintained by the jurisdiction for purposes of any state or federal audit.
- E. Request Processing: Subgrant funds will be distributed in a timely manner after the WEC receives the completed and signed MOU from the jurisdiction. Subgrant funds will be disbursed by electronic transfer to a jurisdiction's shared revenues account (if available), or via a physical check sent to a jurisdiction's shared revenues location. For questions related to the processing of subgrant reimbursements, contact the Commission's financial team via the WEC Help Desk at 608-261-2028 or elections.finance@wi.gov.

V. SUBGRANT PROGRAM DEADLINES

To help increase overall election security across the state, the election subgrant program has established the following deadlines:

New Envelope Design Available: August/September, 2023

Application (MOU) Deadline: June 30, 2024

Return Unused Funds Deadline: December 31, 2024

VI. COMPLIANCE MONITORING, CERTIFICATION, DOCUMENTATION AND AUDIT

A. Certification.

The receiving jurisdiction shall certify (by completing the MOU) that information provided is true and correct; it has complied with all terms of the subgrant; the election security subgrant funds will be used to meet the terms of the subgrant, including to increase the accessibility of federal elections; and that any falsification of information related to the subgrant could subject the jurisdiction official to civil or criminal penalties.

B. Documentation.

The receiving jurisdiction shall maintain all documentation of purchases made using subgrant funds provided by the Commission for a minimum of eight years from the date of the expenditure or until the WEC authorizes destruction of said records. A standard inventory list of all items purchased using subgrant funds must be created and maintained by the jurisdiction for purposes of any state or federal audit. Such original purchasing documentation and inventory lists shall be retained by the receiving jurisdiction until the WEC authorizes the destruction of said records. Submission of copies of all purchasing documentation may be required by the WEC or federal auditors at any time.

C. Audit.

All subgrant funds received are subject to audit by the Commission and/or the federal government to ensure funds have been spent appropriately and in accordance with all applicable state and federal laws. Pursuant to Wis. Stat. § 5.05(11), if the federal government objects to the use of any funds provided to a county or municipality under the subgrant, the county or municipality shall repay the amount of the subgrant to the Commission.

D. Regulations.

As the receiving jurisdiction, we further certify that we will follow all state and federal laws, including adherence to all applicable federal requirements including Office of Management and Budget (OMB) guidance: Title 2 C.F.R. Subtitle A, Chapter II, Part 200-Uniform Administrative Requirements, Cost Principles, and Audit Requirements for Federal Awards (2 C.F.R. § 200) found here: (<https://www.govinfo.gov/app/collection/cfr/2022/>).

VII. SIGNATURES

By signing and dating this agreement the receiving jurisdiction agrees to the terms of this MOU and certifies that the information provided in this MOU is true and correct.

Receiving Jurisdiction

Signature Kim Trueblood
(Authorized Representative of Jurisdiction)

Date: July 5, 2023

Printed Name Kim Trueblood
(Authorized Representative of Jurisdiction)

Jurisdiction Name: Marathon County - separate munis listed & attached

County: Marathon

Jurisdiction Treasurer Name: Connie Beyersdorff

Jurisdiction Treasurer Mailing Address: 500 Forest St.
Wausau, WI 54403

Jurisdiction Clerk E-mail: Kim-trueblood@co.marathon.wi.us

Submit completed form by June 30, 2024, to:

Wisconsin Elections Commission
201 West Washington Avenue, Second Floor
P.O. Box 7984
Madison, WI 53707-7984
elections.finance@wi.gov
Fax: 608-267-0500

**MUNICIPALITIES FOR WHICH MARATHON COUNTY WILL BE ORDERING
ABSENTEE ENVELOPES AND APPLYING FOR THE WEC SUBGRANT**

Towns:

Bergen	77.94
Berlin	93.30
Bern	52.44
Brighton	56.47
Cassel	89.52
Cleveland	145.21
Day	106.05
Easton	115.16
Eau Pleine	76.77
Elderon	68.31
Emmet	92.52
Frankfort	61.03
Franzen	56.73
Green Valley	56.08
Guenther	36.56
Halsey	55.69
Hamburg	87.31
Harrison	34.74
Hewitt	64.28
Holton	81.85
Hull	69.78
Johnson	84.45
Knowlton	204.16
Marathon	102.66
McMillan	199.60
Mosinee	229.79
Norrie	104.23
Plover	68.57
Reid	124.78
Rib Falls	93.30
Rietbrock	87.70
Spencer	153.54
Texas	170.59
Weston	65.71
Wien	78.33

Villages:

Athens	110.34
Edgar	140.79
Elderon	20.00
Fenwood	20.00
Hatley	64.15
Spencer	181.65
Stratford	156.40

Total - \$4041.18

HINDI	Jurisdiction	County	Percentage	Subgrant
1002	TOWN OF ADAMS	ADAMS COUNTY	0.02%	\$ 149.38
1004	TOWN OF BIG FLATS	ADAMS COUNTY	0.02%	\$ 106.18
1006	TOWN OF COLBURN	ADAMS COUNTY	0.00%	\$ 25.37
1008	TOWN OF DELL PRAIRIE	ADAMS COUNTY	0.03%	\$ 172.28
1010	TOWN OF EASTON	ADAMS COUNTY	0.02%	\$ 115.81
1012	TOWN OF JACKSON	ADAMS COUNTY	0.02%	\$ 126.48
1014	TOWN OF LEOLA	ADAMS COUNTY	0.00%	\$ 29.67
1016	TOWN OF LINCOLN	ADAMS COUNTY	0.01%	\$ 34.22
1018	TOWN OF MONROE	ADAMS COUNTY	0.01%	\$ 46.97
1020	TOWN OF NEW CHESTER	ADAMS COUNTY	0.04%	\$ 235.65
1022	TOWN OF NEW HAVEN	ADAMS COUNTY	0.01%	\$ 69.87
1024	TOWN OF PRESTON	ADAMS COUNTY	0.02%	\$ 147.56
1026	TOWN OF QUINCY	ADAMS COUNTY	0.02%	\$ 133.50
1028	TOWN OF RICHFIELD	ADAMS COUNTY	0.00%	\$ 20.00
1030	TOWN OF ROME	ADAMS COUNTY	0.06%	\$ 354.71
1032	TOWN OF SPRINGVILLE	ADAMS COUNTY	0.02%	\$ 141.31
1034	TOWN OF STRONGS PRAIRIE	ADAMS COUNTY	0.02%	\$ 125.96
1126	VILLAGE OF FRIENDSHIP	ADAMS COUNTY	0.01%	\$ 70.66
1201	CITY OF ADAMS	ADAMS COUNTY	0.03%	\$ 181.39
2002	TOWN OF AGENDA	ASHLAND COUNTY	0.01%	\$ 41.38
2004	TOWN OF ASHLAND	ASHLAND COUNTY	0.01%	\$ 57.25
2006	TOWN OF CHIPPEWA	ASHLAND COUNTY	0.01%	\$ 37.99
2008	TOWN OF GINGLES	ASHLAND COUNTY	0.01%	\$ 77.55
2010	TOWN OF GORDON	ASHLAND COUNTY	0.01%	\$ 31.75
2012	TOWN OF JACOBS	ASHLAND COUNTY	0.01%	\$ 67.40
2014	TOWN OF LA POINTE	ASHLAND COUNTY	0.01%	\$ 48.14
2016	TOWN OF MARENGO	ASHLAND COUNTY	0.01%	\$ 34.48
2018	TOWN OF MORSE	ASHLAND COUNTY	0.01%	\$ 52.57
2020	TOWN OF PEEKSVILLE	ASHLAND COUNTY	0.00%	\$ 20.00
2022	TOWN OF SANBORN	ASHLAND COUNTY	0.02%	\$ 127.65
2024	TOWN OF SHANAGOLDEN	ASHLAND COUNTY	0.00%	\$ 20.00
2026	TOWN OF WHITE RIVER	ASHLAND COUNTY	0.01%	\$ 82.76
2106	VILLAGE OF BUTTERNUT	ASHLAND COUNTY	0.01%	\$ 37.21
2201	CITY OF ASHLAND	MULTIPLE COUNTIES	0.14%	\$ 840.18
2251	CITY OF MELLEEN	ASHLAND COUNTY	0.01%	\$ 72.22
3002	TOWN OF ALMENA	BARRON COUNTY	0.02%	\$ 95.12
3004	TOWN OF ARLAND	BARRON COUNTY	0.01%	\$ 67.14
3006	TOWN OF BARRON	BARRON COUNTY	0.01%	\$ 81.72
3008	TOWN OF BEAR LAKE	BARRON COUNTY	0.01%	\$ 70.39
3010	TOWN OF CEDAR LAKE	BARRON COUNTY	0.02%	\$ 125.05
3012	TOWN OF CHETEK	BARRON COUNTY	0.03%	\$ 189.58
3014	TOWN OF CLINTON	BARRON COUNTY	0.01%	\$ 88.87
3016	TOWN OF CRYSTAL LAKE	BARRON COUNTY	0.01%	\$ 78.98
3018	TOWN OF CUMBERLAND	BARRON COUNTY	0.01%	\$ 85.49
3020	TOWN OF DALLAS	BARRON COUNTY	0.01%	\$ 58.94
3022	TOWN OF DOVRE	BARRON COUNTY	0.01%	\$ 81.72
3024	TOWN OF DOYLE	BARRON COUNTY	0.01%	\$ 51.40
3026	TOWN OF LAKELAND	BARRON COUNTY	0.02%	\$ 100.45
3028	TOWN OF MAPLE GROVE	BARRON COUNTY	0.02%	\$ 92.52

HINDI	Jurisdiction	County	Percentage	Subgrant
3030	TOWN OF MAPLE PLAIN	BARRON COUNTY	0.01%	\$ 88.48
3032	TOWN OF OAK GROVE	BARRON COUNTY	0.02%	\$ 94.47
3034	TOWN OF PRAIRIE FARM	BARRON COUNTY	0.01%	\$ 56.08
3036	TOWN OF PRAIRIE LAKE	BARRON COUNTY	0.03%	\$ 170.07
3038	TOWN OF RICE LAKE	BARRON COUNTY	0.05%	\$ 293.16
3040	TOWN OF SIOUX CREEK	BARRON COUNTY	0.01%	\$ 65.97
3042	TOWN OF STANFOLD	BARRON COUNTY	0.01%	\$ 73.91
3044	TOWN OF STANLEY	BARRON COUNTY	0.04%	\$ 258.16
3046	TOWN OF SUMNER	BARRON COUNTY	0.01%	\$ 68.96
3048	TOWN OF TURTLE LAKE	BARRON COUNTY	0.01%	\$ 61.94
3050	TOWN OF VANCE CREEK	BARRON COUNTY	0.01%	\$ 67.40
3101	VILLAGE OF ALMENA	BARRON COUNTY	0.01%	\$ 70.92
3111	VILLAGE OF CAMERON	BARRON COUNTY	0.03%	\$ 181.91
3116	VILLAGE OF DALLAS	BARRON COUNTY	0.01%	\$ 36.04
3136	VILLAGE OF HAUGEN	BARRON COUNTY	0.00%	\$ 27.72
3171	VILLAGE OF PRAIRIE FARM	BARRON COUNTY	0.01%	\$ 49.71
3186	VILLAGE OF TURTLE LAKE	MULTIPLE COUNTIES	0.02%	\$ 102.27
3206	CITY OF BARRON	BARRON COUNTY	0.06%	\$ 375.53
3211	CITY OF CHETEK	BARRON COUNTY	0.04%	\$ 225.50
3212	CITY OF CUMBERLAND	BARRON COUNTY	0.04%	\$ 228.10
3276	CITY OF RICE LAKE	BARRON COUNTY	0.16%	\$ 935.82
4002	TOWN OF BARKSDALE	BAYFIELD COUNTY	0.01%	\$ 81.85
4004	TOWN OF BARNES	BAYFIELD COUNTY	0.02%	\$ 99.41
4006	TOWN OF BAYFIELD	BAYFIELD COUNTY	0.01%	\$ 89.65
4008	TOWN OF BAYVIEW	BAYFIELD COUNTY	0.01%	\$ 54.26
4010	TOWN OF BELL	BAYFIELD COUNTY	0.01%	\$ 43.33
4012	TOWN OF CABLE	BAYFIELD COUNTY	0.02%	\$ 96.42
4014	TOWN OF CLOVER	BAYFIELD COUNTY	0.01%	\$ 30.97
4016	TOWN OF DELTA	BAYFIELD COUNTY	0.01%	\$ 35.65
4018	TOWN OF DRUMMOND	BAYFIELD COUNTY	0.01%	\$ 57.12
4020	TOWN OF EILEEN	BAYFIELD COUNTY	0.01%	\$ 74.56
4021	TOWN OF GRAND VIEW	BAYFIELD COUNTY	0.01%	\$ 57.90
4022	TOWN OF HUGHES	BAYFIELD COUNTY	0.01%	\$ 50.88
4024	TOWN OF IRON RIVER	BAYFIELD COUNTY	0.02%	\$ 133.63
4026	TOWN OF KELLY	BAYFIELD COUNTY	0.01%	\$ 43.20
4028	TOWN OF KEYSTONE	BAYFIELD COUNTY	0.01%	\$ 39.17
4030	TOWN OF LINCOLN	BAYFIELD COUNTY	0.00%	\$ 28.24
4032	TOWN OF MASON	BAYFIELD COUNTY	0.00%	\$ 29.93
4034	TOWN OF NAMAKAGON	BAYFIELD COUNTY	0.01%	\$ 39.43
4036	TOWN OF ORIENTA	BAYFIELD COUNTY	0.00%	\$ 20.00
4038	TOWN OF OULU	BAYFIELD COUNTY	0.01%	\$ 57.90
4040	TOWN OF PILSEN	BAYFIELD COUNTY	0.00%	\$ 23.29
4042	TOWN OF PORT WING	BAYFIELD COUNTY	0.01%	\$ 46.06
4046	TOWN OF RUSSELL	BAYFIELD COUNTY	0.02%	\$ 143.26
4048	TOWN OF TRIPP	BAYFIELD COUNTY	0.00%	\$ 24.72
4050	TOWN OF WASHBURN	BAYFIELD COUNTY	0.01%	\$ 59.07
4151	VILLAGE OF MASON	BAYFIELD COUNTY	0.00%	\$ 20.00
4206	CITY OF BAYFIELD	BAYFIELD COUNTY	0.01%	\$ 67.27
4291	CITY OF WASHBURN	BAYFIELD COUNTY	0.04%	\$ 217.04

HINDI	Jurisdiction	County	Percentage	Subgrant
5010	TOWN OF EATON	BROWN COUNTY	0.03%	\$ 166.16
5012	TOWN OF GLENMORE	BROWN COUNTY	0.02%	\$ 107.48
5014	TOWN OF GREEN BAY	BROWN COUNTY	0.04%	\$ 222.63
5018	TOWN OF HOLLAND	BROWN COUNTY	0.03%	\$ 159.40
5022	TOWN OF HUMBOLDT	BROWN COUNTY	0.02%	\$ 136.63
5024	TOWN OF LAWRENCE	BROWN COUNTY	0.10%	\$ 610.78
5025	TOWN OF LEDGEVIEW	BROWN COUNTY	0.14%	\$ 823.92
5026	TOWN OF MORRISON	BROWN COUNTY	0.03%	\$ 162.78
5028	TOWN OF NEW DENMARK	BROWN COUNTY	0.03%	\$ 155.10
5030	TOWN OF PITTSFIELD	BROWN COUNTY	0.05%	\$ 281.58
5034	TOWN OF ROCKLAND	BROWN COUNTY	0.03%	\$ 176.96
5036	TOWN OF SCOTT	BROWN COUNTY	0.06%	\$ 384.11
5040	TOWN OF WRIGHTSTOWN	BROWN COUNTY	0.04%	\$ 251.52
5102	VILLAGE OF ALLOUEZ	BROWN COUNTY	0.25%	\$ 1,475.69
5104	VILLAGE OF ASHWAUBENON	BROWN COUNTY	0.30%	\$ 1,770.80
5106	VILLAGE OF BELLEVUE	BROWN COUNTY	0.27%	\$ 1,634.17
5116	VILLAGE OF DENMARK	BROWN COUNTY	0.04%	\$ 229.92
5126	VILLAGE OF HOBART	BROWN COUNTY	0.17%	\$ 1,014.41
5136	VILLAGE OF HOWARD	MULTIPLE COUNTIES	0.33%	\$ 1,998.90
5171	VILLAGE OF PULASKI	MULTIPLE COUNTIES	0.06%	\$ 363.16
5178	VILLAGE OF SUAMICO	BROWN COUNTY	0.21%	\$ 1,249.41
5191	VILLAGE OF WRIGHTSTOWN	MULTIPLE COUNTIES	0.05%	\$ 293.68
5216	CITY OF DE PERE	BROWN COUNTY	0.43%	\$ 2,575.72
5231	CITY OF GREEN BAY	BROWN COUNTY	1.77%	\$ 10,620.24
6002	TOWN OF ALMA	BUFFALO COUNTY	0.00%	\$ 28.24
6004	TOWN OF BELVIDERE	BUFFALO COUNTY	0.01%	\$ 41.64
6006	TOWN OF BUFFALO	BUFFALO COUNTY	0.01%	\$ 76.38
6008	TOWN OF CANTON	BUFFALO COUNTY	0.00%	\$ 26.41
6010	TOWN OF CROSS	BUFFALO COUNTY	0.01%	\$ 35.78
6012	TOWN OF DOVER	BUFFALO COUNTY	0.01%	\$ 47.36
6014	TOWN OF GILMANTON	BUFFALO COUNTY	0.01%	\$ 43.07
6016	TOWN OF GLENCOE	BUFFALO COUNTY	0.01%	\$ 41.38
6018	TOWN OF LINCOLN	BUFFALO COUNTY	0.00%	\$ 20.00
6020	TOWN OF MAXVILLE	BUFFALO COUNTY	0.01%	\$ 31.88
6022	TOWN OF MILTON	BUFFALO COUNTY	0.01%	\$ 59.33
6024	TOWN OF MODENA	BUFFALO COUNTY	0.01%	\$ 30.84
6026	TOWN OF MONDOVI	BUFFALO COUNTY	0.01%	\$ 46.71
6028	TOWN OF MONTANA	BUFFALO COUNTY	0.00%	\$ 27.72
6030	TOWN OF NAPLES	BUFFALO COUNTY	0.01%	\$ 68.70
6032	TOWN OF NELSON	BUFFALO COUNTY	0.01%	\$ 60.25
6034	TOWN OF WAUMANDEE	BUFFALO COUNTY	0.01%	\$ 51.92
6111	VILLAGE OF COCHRANE	BUFFALO COUNTY	0.01%	\$ 42.81
6154	VILLAGE OF NELSON	BUFFALO COUNTY	0.01%	\$ 33.44
6201	CITY OF ALMA	BUFFALO COUNTY	0.01%	\$ 78.46
6206	CITY OF BUFFALO CITY	BUFFALO COUNTY	0.02%	\$ 112.55
6226	CITY OF FOUNTAIN CITY	BUFFALO COUNTY	0.01%	\$ 87.31
6251	CITY OF MONDOVI	BUFFALO COUNTY	0.05%	\$ 281.71
7002	TOWN OF ANDERSON	BURNETT COUNTY	0.01%	\$ 43.33
7004	TOWN OF BLAINE	BURNETT COUNTY	0.00%	\$ 22.64

HINDI	Jurisdiction	County	Percentage	Subgrant
7006	TOWN OF DANIELS	BURNETT COUNTY	0.01%	\$ 69.48
7008	TOWN OF DEWEY	BURNETT COUNTY	0.01%	\$ 55.69
7010	TOWN OF GRANTSBURG	BURNETT COUNTY	0.02%	\$ 120.36
7012	TOWN OF JACKSON	BURNETT COUNTY	0.02%	\$ 107.61
7014	TOWN OF LA FOLLETTE	BURNETT COUNTY	0.01%	\$ 59.20
7016	TOWN OF LINCOLN	BURNETT COUNTY	0.01%	\$ 38.91
7018	TOWN OF MEENON	BURNETT COUNTY	0.02%	\$ 127.39
7020	TOWN OF OAKLAND	BURNETT COUNTY	0.02%	\$ 113.85
7022	TOWN OF ROOSEVELT	BURNETT COUNTY	0.00%	\$ 20.04
7024	TOWN OF RUSK	BURNETT COUNTY	0.01%	\$ 50.36
7026	TOWN OF SAND LAKE	BURNETT COUNTY	0.01%	\$ 61.42
7028	TOWN OF SCOTT	BURNETT COUNTY	0.01%	\$ 69.87
7030	TOWN OF SIREN	BURNETT COUNTY	0.02%	\$ 109.95
7032	TOWN OF SWISS	BURNETT COUNTY	0.02%	\$ 90.69
7034	TOWN OF TRADE LAKE	BURNETT COUNTY	0.02%	\$ 94.73
7036	TOWN OF UNION	BURNETT COUNTY	0.01%	\$ 39.82
7038	TOWN OF WEBB LAKE	BURNETT COUNTY	0.01%	\$ 53.09
7040	TOWN OF WEST MARSHLAND	BURNETT COUNTY	0.01%	\$ 40.47
7042	TOWN OF WOOD RIVER	BURNETT COUNTY	0.02%	\$ 95.12
7131	VILLAGE OF GRANTSBURG	BURNETT COUNTY	0.02%	\$ 133.63
7181	VILLAGE OF SIREN	BURNETT COUNTY	0.01%	\$ 87.31
7191	VILLAGE OF WEBSTER	BURNETT COUNTY	0.01%	\$ 70.13
8002	TOWN OF BRILLION	CALUMET COUNTY	0.03%	\$ 161.61
8004	TOWN OF BROTHERTOWN	CALUMET COUNTY	0.02%	\$ 140.53
8006	TOWN OF CHARLESTOWN	CALUMET COUNTY	0.01%	\$ 81.19
8008	TOWN OF CHILTON	CALUMET COUNTY	0.02%	\$ 112.68
8012	TOWN OF NEW HOLSTEIN	CALUMET COUNTY	0.02%	\$ 149.51
8014	TOWN OF RANTOUL	CALUMET COUNTY	0.01%	\$ 73.78
8016	TOWN OF STOCKBRIDGE	CALUMET COUNTY	0.03%	\$ 152.76
8018	TOWN OF WOODVILLE	CALUMET COUNTY	0.01%	\$ 87.05
8131	VILLAGE OF HARRISON	MULTIPLE COUNTIES	0.19%	\$ 1,161.32
8136	VILLAGE OF HILBERT	CALUMET COUNTY	0.02%	\$ 118.15
8160	VILLAGE OF POTTER	CALUMET COUNTY	0.00%	\$ 24.20
8179	VILLAGE OF SHERWOOD	CALUMET COUNTY	0.05%	\$ 313.85
8181	VILLAGE OF STOCKBRIDGE	CALUMET COUNTY	0.01%	\$ 70.39
8206	CITY OF BRILLION	CALUMET COUNTY	0.05%	\$ 322.18
8211	CITY OF CHILTON	CALUMET COUNTY	0.07%	\$ 406.62
8261	CITY OF NEW HOLSTEIN	CALUMET COUNTY	0.06%	\$ 333.63
9002	TOWN OF ANSON	CHIPPEWA COUNTY	0.04%	\$ 242.15
9004	TOWN OF ARTHUR	CHIPPEWA COUNTY	0.01%	\$ 74.43
9006	TOWN OF AUBURN	CHIPPEWA COUNTY	0.01%	\$ 72.74
9008	TOWN OF BIRCH CREEK	CHIPPEWA COUNTY	0.01%	\$ 56.21
9010	TOWN OF BLOOMER	CHIPPEWA COUNTY	0.02%	\$ 105.66
9012	TOWN OF CLEVELAND	CHIPPEWA COUNTY	0.02%	\$ 90.56
9014	TOWN OF COLBURN	CHIPPEWA COUNTY	0.01%	\$ 85.88
9016	TOWN OF COOKS VALLEY	CHIPPEWA COUNTY	0.01%	\$ 70.39
9018	TOWN OF DELMAR	CHIPPEWA COUNTY	0.02%	\$ 94.47
9020	TOWN OF EAGLE POINT	CHIPPEWA COUNTY	0.06%	\$ 337.66
9022	TOWN OF EDSON	CHIPPEWA COUNTY	0.02%	\$ 100.45

HINDI	Jurisdiction	County	Percentage	Subgrant
9024	TOWN OF ESTELLA	CHIPPEWA COUNTY	0.01%	\$ 47.49
9026	TOWN OF GOETZ	CHIPPEWA COUNTY	0.01%	\$ 78.46
9028	TOWN OF HALLIE	CHIPPEWA COUNTY	0.00%	\$ 20.00
9032	TOWN OF HOWARD	CHIPPEWA COUNTY	0.01%	\$ 77.94
9034	TOWN OF LAFAYETTE	CHIPPEWA COUNTY	0.11%	\$ 631.08
9035	TOWN OF LAKE HOLCOMBE	CHIPPEWA COUNTY	0.02%	\$ 112.55
9036	TOWN OF RUBY	CHIPPEWA COUNTY	0.01%	\$ 44.11
9038	TOWN OF SAMPSON	CHIPPEWA COUNTY	0.02%	\$ 98.24
9040	TOWN OF SIGEL	CHIPPEWA COUNTY	0.02%	\$ 109.17
9042	TOWN OF TILDEN	CHIPPEWA COUNTY	0.02%	\$ 149.90
9044	TOWN OF WHEATON	CHIPPEWA COUNTY	0.05%	\$ 279.63
9046	TOWN OF WOODMOHR	CHIPPEWA COUNTY	0.02%	\$ 97.85
9106	VILLAGE OF BOYD	CHIPPEWA COUNTY	0.01%	\$ 56.60
9111	VILLAGE OF CADOTT	CHIPPEWA COUNTY	0.03%	\$ 150.94
9128	VILLAGE OF LAKE HALLIE	MULTIPLE COUNTIES	0.12%	\$ 712.02
9161	VILLAGE OF NEW AUBURN	MULTIPLE COUNTIES	0.01%	\$ 54.13
9206	CITY OF BLOOMER	CHIPPEWA COUNTY	0.06%	\$ 380.99
9211	CITY OF CHIPPEWA FALLS	CHIPPEWA COUNTY	0.25%	\$ 1,510.69
9213	CITY OF CORNELL	CHIPPEWA COUNTY	0.02%	\$ 146.38
9281	CITY OF STANLEY	MULTIPLE COUNTIES	0.07%	\$ 413.39
10002	TOWN OF BEAVER	CLARK COUNTY	0.01%	\$ 66.75
10004	TOWN OF BUTLER	CLARK COUNTY	0.00%	\$ 20.00
10006	TOWN OF COLBY	CLARK COUNTY	0.01%	\$ 82.11
10008	TOWN OF DEWHURST	CLARK COUNTY	0.01%	\$ 37.21
10010	TOWN OF EATON	CLARK COUNTY	0.01%	\$ 60.51
10012	TOWN OF FOSTER	CLARK COUNTY	0.00%	\$ 20.00
10014	TOWN OF FREMONT	CLARK COUNTY	0.02%	\$ 112.55
10016	TOWN OF GRANT	CLARK COUNTY	0.01%	\$ 81.72
10018	TOWN OF GREEN GROVE	CLARK COUNTY	0.01%	\$ 57.77
10020	TOWN OF HENDREN	CLARK COUNTY	0.01%	\$ 43.33
10022	TOWN OF HEWETT	CLARK COUNTY	0.01%	\$ 32.79
10024	TOWN OF HIXON	CLARK COUNTY	0.01%	\$ 73.78
10026	TOWN OF HOARD	CLARK COUNTY	0.01%	\$ 74.17
10028	TOWN OF LEVIS	CLARK COUNTY	0.01%	\$ 46.06
10030	TOWN OF LONGWOOD	CLARK COUNTY	0.01%	\$ 70.92
10032	TOWN OF LOYAL	CLARK COUNTY	0.01%	\$ 64.93
10034	TOWN OF LYNN	CLARK COUNTY	0.01%	\$ 70.79
10036	TOWN OF MAYVILLE	CLARK COUNTY	0.01%	\$ 84.97
10038	TOWN OF MEAD	CLARK COUNTY	0.01%	\$ 33.96
10040	TOWN OF MENTOR	CLARK COUNTY	0.01%	\$ 52.57
10042	TOWN OF PINE VALLEY	CLARK COUNTY	0.02%	\$ 119.71
10044	TOWN OF RESEBURG	CLARK COUNTY	0.01%	\$ 64.02
10046	CITY OF LOYAL	Clark County	0.00%	\$ 20.00
10048	TOWN OF SHERMAN	CLARK COUNTY	0.01%	\$ 77.55
10050	TOWN OF SHERWOOD	CLARK COUNTY	0.00%	\$ 24.59
10052	TOWN OF THORP	CLARK COUNTY	0.01%	\$ 73.13
10054	TOWN OF UNITY	CLARK COUNTY	0.01%	\$ 68.83
10056	TOWN OF WARNER	CLARK COUNTY	0.01%	\$ 56.60
10058	TOWN OF WASHBURN	CLARK COUNTY	0.01%	\$ 30.97

HINDI	Jurisdiction	County	Percentage	Subgrant
10060	TOWN OF WESTON	CLARK COUNTY	0.01%	\$ 62.33
10062	TOWN OF WITHEE	CLARK COUNTY	0.01%	\$ 77.29
10064	TOWN OF WORDEN	CLARK COUNTY	0.01%	\$ 61.03
10066	TOWN OF YORK	CLARK COUNTY	0.01%	\$ 77.16
10111	Village of Curtiss	Clark County	0.00%	\$ 25.11
10116	VILLAGE OF DORCHESTER	MULTIPLE COUNTIES	0.01%	\$ 83.02
10131	VILLAGE OF GRANTON	CLARK COUNTY	0.01%	\$ 35.52
10191	VILLAGE OF WITHEE	CLARK COUNTY	0.01%	\$ 51.40
10201	CITY OF ABBOTSFORD	MULTIPLE COUNTIES	0.04%	\$ 216.65
10211	CITY OF COLBY	MULTIPLE COUNTIES	0.03%	\$ 188.02
10231	CITY OF GREENWOOD	CLARK COUNTY	0.02%	\$ 106.18
10246	CITY OF LOYAL	CLARK COUNTY	0.02%	\$ 117.11
10261	CITY OF NEILLSVILLE	CLARK COUNTY	0.04%	\$ 246.06
10265	CITY OF OWEN	CLARK COUNTY	0.02%	\$ 94.60
10286	CITY OF THORP	CLARK COUNTY	0.03%	\$ 172.41
11002	TOWN OF ARLINGTON	COLUMBIA COUNTY	0.01%	\$ 83.41
11004	TOWN OF CALEDONIA	COLUMBIA COUNTY	0.03%	\$ 157.31
11006	TOWN OF COLUMBUS	COLUMBIA COUNTY	0.01%	\$ 66.10
11008	TOWN OF COURTLAND	COLUMBIA COUNTY	0.01%	\$ 49.19
11010	TOWN OF DEKORRA	COLUMBIA COUNTY	0.04%	\$ 266.62
11012	TOWN OF FORT WINNEBAGO	COLUMBIA COUNTY	0.01%	\$ 89.39
11014	TOWN OF FOUNTAIN PRAIRIE	COLUMBIA COUNTY	0.02%	\$ 96.81
11016	TOWN OF HAMPDEN	COLUMBIA COUNTY	0.01%	\$ 58.68
11018	TOWN OF LEEDS	COLUMBIA COUNTY	0.01%	\$ 80.15
11020	TOWN OF LEWISTON	COLUMBIA COUNTY	0.02%	\$ 131.42
11022	TOWN OF LODI	COLUMBIA COUNTY	0.06%	\$ 341.95
11024	TOWN OF LOWVILLE	COLUMBIA COUNTY	0.02%	\$ 107.09
11026	TOWN OF MARCELLON	COLUMBIA COUNTY	0.02%	\$ 108.91
11028	TOWN OF NEWPORT	COLUMBIA COUNTY	0.01%	\$ 66.10
11030	TOWN OF OTSEGO	COLUMBIA COUNTY	0.01%	\$ 71.57
11032	TOWN OF PACIFIC	COLUMBIA COUNTY	0.05%	\$ 300.71
11034	TOWN OF RANDOLPH	COLUMBIA COUNTY	0.01%	\$ 71.57
11036	TOWN OF SCOTT	COLUMBIA COUNTY	0.01%	\$ 76.77
11038	TOWN OF SPRINGVALE	COLUMBIA COUNTY	0.01%	\$ 53.61
11040	TOWN OF WEST POINT	COLUMBIA COUNTY	0.03%	\$ 209.75
11042	TOWN OF WYOCENA	COLUMBIA COUNTY	0.03%	\$ 182.04
11101	VILLAGE OF ARLINGTON	COLUMBIA COUNTY	0.01%	\$ 84.19
11111	VILLAGE OF CAMBRIA	COLUMBIA COUNTY	0.01%	\$ 75.99
11116	VILLAGE OF DOYLESTOWN	COLUMBIA COUNTY	0.00%	\$ 27.85
11126	VILLAGE OF FALL RIVER	COLUMBIA COUNTY	0.03%	\$ 171.89
11127	VILLAGE OF FRIESLAND	COLUMBIA COUNTY	0.00%	\$ 28.24
11171	VILLAGE OF PARDEEVILLE	COLUMBIA COUNTY	0.04%	\$ 210.66
11172	VILLAGE OF POYNETTE	COLUMBIA COUNTY	0.04%	\$ 256.99
11177	VILLAGE OF RIO	COLUMBIA COUNTY	0.02%	\$ 111.51
11191	VILLAGE OF WYOCENA	COLUMBIA COUNTY	0.01%	\$ 81.72
11211	CITY OF COLUMBUS	MULTIPLE COUNTIES	0.09%	\$ 559.12
11246	CITY OF LODI	COLUMBIA COUNTY	0.05%	\$ 322.70
11271	CITY OF PORTAGE	COLUMBIA COUNTY	0.18%	\$ 1,100.94
11291	CITY OF WISCONSIN DELLS	MULTIPLE COUNTIES	0.05%	\$ 305.65

HINDI	Jurisdiction	County	Percentage	Subgrant
12002	TOWN OF BRIDGEPORT	CRAWFORD COUNTY	0.02%	\$ 101.10
12004	TOWN OF CLAYTON	CRAWFORD COUNTY	0.02%	\$ 100.45
12006	TOWN OF EASTMAN	CRAWFORD COUNTY	0.01%	\$ 73.78
12008	TOWN OF FREEMAN	CRAWFORD COUNTY	0.01%	\$ 80.80
12010	TOWN OF HANEY	CRAWFORD COUNTY	0.01%	\$ 33.57
12012	TOWN OF MARIETTA	CRAWFORD COUNTY	0.01%	\$ 49.71
12014	TOWN OF PRAIRIE DU CHIEN	CRAWFORD COUNTY	0.02%	\$ 105.53
12016	TOWN OF SCOTT	CRAWFORD COUNTY	0.01%	\$ 50.10
12018	TOWN OF SENECA	CRAWFORD COUNTY	0.02%	\$ 92.78
12020	TOWN OF UTICA	CRAWFORD COUNTY	0.01%	\$ 61.55
12022	TOWN OF WAUZEKA	CRAWFORD COUNTY	0.01%	\$ 36.69
12106	VILLAGE OF BELL CENTER	CRAWFORD COUNTY	0.00%	\$ 20.00
12121	VILLAGE OF EASTMAN	CRAWFORD COUNTY	0.01%	\$ 34.48
12126	VILLAGE OF FERRYVILLE	CRAWFORD COUNTY	0.00%	\$ 23.03
12131	VILLAGE OF GAYS MILLS	CRAWFORD COUNTY	0.01%	\$ 50.88
12146	VILLAGE OF LYNXVILLE	CRAWFORD COUNTY	0.00%	\$ 20.00
12151	VILLAGE OF MT. STERLING	CRAWFORD COUNTY	0.00%	\$ 20.00
12181	VILLAGE OF SOLDIERS GROVE	CRAWFORD COUNTY	0.01%	\$ 59.20
12182	VILLAGE OF STEUBEN	CRAWFORD COUNTY	0.00%	\$ 20.00
12191	VILLAGE OF WAUZEKA	CRAWFORD COUNTY	0.01%	\$ 62.46
12271	CITY OF PRAIRIE DU CHIEN	CRAWFORD COUNTY	0.10%	\$ 587.62
13002	TOWN OF ALBION	DANE COUNTY	0.03%	\$ 207.93
13004	TOWN OF BERRY	DANE COUNTY	0.02%	\$ 124.78
13006	TOWN OF BLACK EARTH	DANE COUNTY	0.01%	\$ 54.00
13008	TOWN OF BLOOMING GROVE	DANE COUNTY	0.03%	\$ 169.03
13010	TOWN OF BLUE MOUNDS	DANE COUNTY	0.02%	\$ 93.56
13012	TOWN OF BRISTOL	DANE COUNTY	0.07%	\$ 430.05
13014	TOWN OF BURKE	DANE COUNTY	0.05%	\$ 329.33
13016	TOWN OF CHRISTIANA	DANE COUNTY	0.02%	\$ 129.99
13018	TOWN OF COTTAGE GROVE	DANE COUNTY	0.07%	\$ 395.82
13020	TOWN OF CROSS PLAINS	DANE COUNTY	0.03%	\$ 156.27
13022	TOWN OF DANE	DANE COUNTY	0.02%	\$ 97.07
13024	TOWN OF DEERFIELD	DANE COUNTY	0.03%	\$ 176.18
13026	TOWN OF DUNKIRK	DANE COUNTY	0.03%	\$ 200.38
13028	TOWN OF DUNN	DANE COUNTY	0.09%	\$ 526.98
13034	TOWN OF MAZOMANIE	DANE COUNTY	0.02%	\$ 115.81
13036	TOWN OF MEDINA	DANE COUNTY	0.02%	\$ 143.26
13038	TOWN OF MIDDLETON	DANE COUNTY	0.11%	\$ 635.77
13040	TOWN OF MONTROSE	DANE COUNTY	0.02%	\$ 116.33
13042	TOWN OF OREGON	DANE COUNTY	0.05%	\$ 317.75
13044	TOWN OF PERRY	DANE COUNTY	0.01%	\$ 75.99
13046	TOWN OF PLEASANT SPRINGS	DANE COUNTY	0.06%	\$ 337.79
13048	TOWN OF PRIMROSE	DANE COUNTY	0.01%	\$ 78.85
13050	TOWN OF ROXBURY	DANE COUNTY	0.03%	\$ 193.62
13052	TOWN OF RUTLAND	DANE COUNTY	0.03%	\$ 209.10
13054	TOWN OF SPRINGDALE	DANE COUNTY	0.03%	\$ 208.71
13056	TOWN OF SPRINGFIELD	DANE COUNTY	0.05%	\$ 292.90
13058	TOWN OF SUN PRAIRIE	DANE COUNTY	0.04%	\$ 241.50
13060	TOWN OF VERMONT	DANE COUNTY	0.02%	\$ 92.39

HINDI	Jurisdiction	County	Percentage	Subgrant
13062	TOWN OF VERONA	DANE COUNTY	0.03%	\$ 201.17
13064	TOWN OF VIENNA	DANE COUNTY	0.03%	\$ 162.78
13066	TOWN OF WESTPORT	DANE COUNTY	0.08%	\$ 452.30
13070	TOWN OF YORK	DANE COUNTY	0.01%	\$ 70.92
13106	VILLAGE OF BELLEVILLE	MULTIPLE COUNTIES	0.04%	\$ 246.71
13107	VILLAGE OF BLACK EARTH	DANE COUNTY	0.03%	\$ 152.63
13108	VILLAGE OF BLUE MOUNDS	DANE COUNTY	0.02%	\$ 92.65
13109	VILLAGE OF BROOKLYN	MULTIPLE COUNTIES	0.02%	\$ 141.96
13111	VILLAGE OF CAMBRIDGE	MULTIPLE COUNTIES	0.03%	\$ 167.07
13112	VILLAGE OF COTTAGE GROVE	DANE COUNTY	0.11%	\$ 670.77
13113	VILLAGE OF CROSS PLAINS	DANE COUNTY	0.07%	\$ 399.60
13116	VILLAGE OF DANE	DANE COUNTY	0.02%	\$ 109.69
13117	VILLAGE OF DEERFIELD	DANE COUNTY	0.04%	\$ 238.90
13118	VILLAGE OF DEFOREST	DANE COUNTY	0.17%	\$ 1,042.91
13151	VILLAGE OF MAPLE BLUFF	DANE COUNTY	0.02%	\$ 138.71
13152	VILLAGE OF MARSHALL	DANE COUNTY	0.06%	\$ 369.28
13153	VILLAGE OF MAZOMANIE	DANE COUNTY	0.03%	\$ 174.75
13154	VILLAGE OF MCFARLAND	DANE COUNTY	0.15%	\$ 880.13
13157	VILLAGE OF MOUNT HOREB	DANE COUNTY	0.12%	\$ 737.13
13165	VILLAGE OF OREGON	DANE COUNTY	0.18%	\$ 1,056.18
13176	VILLAGE OF ROCKDALE	DANE COUNTY	0.00%	\$ 20.00
13181	VILLAGE OF SHOREWOOD HILLS	DANE COUNTY	0.04%	\$ 220.94
13191	VILLAGE OF WAUNAKEE	DANE COUNTY	0.23%	\$ 1,375.50
13196	VILLAGE OF WINDSOR	DANE COUNTY	0.14%	\$ 833.29
13225	CITY OF FITCHBURG	DANE COUNTY	0.51%	\$ 3,044.80
13251	CITY OF MADISON	DANE COUNTY	4.90%	\$ 29,373.88
13255	CITY OF MIDDLETON	DANE COUNTY	0.37%	\$ 2,243.39
13258	CITY OF MONONA	DANE COUNTY	0.15%	\$ 913.83
13281	CITY OF STOUGHTON	DANE COUNTY	0.22%	\$ 1,325.14
13282	CITY OF SUN PRAIRIE	DANE COUNTY	0.58%	\$ 3,466.26
13286	CITY OF VERONA	DANE COUNTY	0.22%	\$ 1,327.87
14002	TOWN OF ASHIPUN	DODGE COUNTY	0.05%	\$ 276.11
14004	TOWN OF BEAVER DAM	DODGE COUNTY	0.07%	\$ 423.67
14006	TOWN OF BURNETT	DODGE COUNTY	0.02%	\$ 91.86
14008	TOWN OF CALAMUS	DODGE COUNTY	0.02%	\$ 107.87
14010	TOWN OF CHESTER	DODGE COUNTY	0.01%	\$ 67.79
14012	TOWN OF CLYMAN	DODGE COUNTY	0.01%	\$ 74.95
14014	TOWN OF ELBA	DODGE COUNTY	0.02%	\$ 106.70
14016	TOWN OF EMMET	DODGE COUNTY	0.02%	\$ 135.71
14018	TOWN OF FOX LAKE	DODGE COUNTY	0.05%	\$ 306.69
14020	TOWN OF HERMAN	DODGE COUNTY	0.02%	\$ 116.98
14022	TOWN OF HUBBARD	DODGE COUNTY	0.03%	\$ 188.41
14024	TOWN OF HUSTISFORD	DODGE COUNTY	0.02%	\$ 141.44
14026	TOWN OF LEBANON	DODGE COUNTY	0.03%	\$ 166.68
14028	TOWN OF LEROY	DODGE COUNTY	0.02%	\$ 99.80
14030	TOWN OF LOMIRA	DODGE COUNTY	0.02%	\$ 113.20
14032	TOWN OF LOWELL	DODGE COUNTY	0.02%	\$ 119.32
14034	TOWN OF OAK GROVE	DODGE COUNTY	0.02%	\$ 109.82
14036	TOWN OF PORTLAND	DODGE COUNTY	0.02%	\$ 113.59

HINDI	Jurisdiction	County	Percentage	Subgrant
14038	TOWN OF RUBICON	DODGE COUNTY	0.04%	\$ 221.20
14040	TOWN OF SHIELDS	DODGE COUNTY	0.01%	\$ 53.87
14042	TOWN OF THERESA	DODGE COUNTY	0.02%	\$ 112.94
14044	TOWN OF TRENTON	DODGE COUNTY	0.02%	\$ 121.27
14046	TOWN OF WESTFORD	DODGE COUNTY	0.02%	\$ 139.88
14106	VILLAGE OF BROWNSVILLE	DODGE COUNTY	0.01%	\$ 59.07
14111	VILLAGE OF CLYMAN	DODGE COUNTY	0.01%	\$ 40.08
14136	VILLAGE OF HUSTISFORD	DODGE COUNTY	0.02%	\$ 111.38
14141	VILLAGE OF IRON RIDGE	DODGE COUNTY	0.02%	\$ 90.82
14143	VILLAGE OF KEKOSKEE	DODGE COUNTY	0.02%	\$ 95.12
14146	VILLAGE OF LOMIRA	DODGE COUNTY	0.04%	\$ 267.01
14147	VILLAGE OF LOWELL	DODGE COUNTY	0.01%	\$ 34.09
14161	VILLAGE OF NEOSHO	DODGE COUNTY	0.01%	\$ 61.16
14176	VILLAGE OF RANDOLPH	MULTIPLE COUNTIES	0.03%	\$ 177.35
14177	VILLAGE OF REESEVILLE	DODGE COUNTY	0.01%	\$ 75.99
14186	VILLAGE OF THERESA	DODGE COUNTY	0.02%	\$ 129.60
14206	CITY OF BEAVER DAM	DODGE COUNTY	0.28%	\$ 1,686.87
14226	CITY OF FOX LAKE	DODGE COUNTY	0.03%	\$ 166.03
14236	CITY OF HORICON	DODGE COUNTY	0.06%	\$ 382.42
14241	CITY OF JUNEAU	DODGE COUNTY	0.05%	\$ 286.52
14251	CITY OF MAYVILLE	DODGE COUNTY	0.09%	\$ 532.84
14292	CITY OF WAUPUN	MULTIPLE COUNTIES	0.21%	\$ 1,247.46
15002	TOWN OF BAILEYS HARBOR	DOOR COUNTY	0.02%	\$ 138.32
15004	TOWN OF BRUSSELS	DOOR COUNTY	0.02%	\$ 110.34
15006	TOWN OF CLAY BANKS	DOOR COUNTY	0.01%	\$ 41.51
15008	TOWN OF EGG HARBOR	DOOR COUNTY	0.03%	\$ 165.90
15010	TOWN OF FORESTVILLE	DOOR COUNTY	0.02%	\$ 107.87
15012	TOWN OF GARDNER	DOOR COUNTY	0.02%	\$ 136.50
15014	TOWN OF GIBRALTAR	DOOR COUNTY	0.02%	\$ 144.30
15016	TOWN OF JACKSONPORT	DOOR COUNTY	0.02%	\$ 98.50
15018	TOWN OF LIBERTY GROVE	DOOR COUNTY	0.04%	\$ 238.25
15020	TOWN OF NASEWAUPEE	DOOR COUNTY	0.04%	\$ 215.09
15022	TOWN OF SEVASTOPOL	DOOR COUNTY	0.05%	\$ 314.24
15024	TOWN OF STURGEON BAY	DOOR COUNTY	0.01%	\$ 87.83
15026	TOWN OF UNION	DOOR COUNTY	0.02%	\$ 105.66
15028	TOWN OF WASHINGTON	DOOR COUNTY	0.01%	\$ 88.74
15118	VILLAGE OF EGG HARBOR	DOOR COUNTY	0.01%	\$ 43.07
15121	VILLAGE OF EPHRAIM	DOOR COUNTY	0.01%	\$ 41.38
15127	VILLAGE OF FORESTVILLE	DOOR COUNTY	0.01%	\$ 49.97
15181	VILLAGE OF SISTER BAY	DOOR COUNTY	0.02%	\$ 133.76
15281	CITY OF STURGEON BAY	DOOR COUNTY	0.17%	\$ 1,031.46
16002	TOWN OF AMNICON	DOUGLAS COUNTY	0.02%	\$ 120.75
16004	TOWN OF BENNETT	DOUGLAS COUNTY	0.01%	\$ 63.37
16006	TOWN OF BRULE	DOUGLAS COUNTY	0.01%	\$ 64.15
16008	TOWN OF CLOVERLAND	DOUGLAS COUNTY	0.00%	\$ 24.20
16010	TOWN OF DAIRYLAND	DOUGLAS COUNTY	0.00%	\$ 24.59
16012	TOWN OF GORDON	DOUGLAS COUNTY	0.01%	\$ 84.84
16014	TOWN OF HAWTHORNE	DOUGLAS COUNTY	0.02%	\$ 110.60
16016	TOWN OF HIGHLAND	DOUGLAS COUNTY	0.01%	\$ 38.52

HINDI	Jurisdiction	County	Percentage	Subgrant
16018	TOWN OF LAKESIDE	DOUGLAS COUNTY	0.01%	\$ 67.79
16020	TOWN OF MAPLE	DOUGLAS COUNTY	0.01%	\$ 70.13
16022	TOWN OF OAKLAND	DOUGLAS COUNTY	0.02%	\$ 120.23
16024	TOWN OF PARKLAND	DOUGLAS COUNTY	0.02%	\$ 125.83
16026	TOWN OF SOLON SPRINGS	DOUGLAS COUNTY	0.02%	\$ 105.01
16028	TOWN OF SUMMIT	DOUGLAS COUNTY	0.02%	\$ 110.73
16030	TOWN OF SUPERIOR	DOUGLAS COUNTY	0.04%	\$ 234.22
16032	TOWN OF WASCOTT	DOUGLAS COUNTY	0.02%	\$ 107.48
16146	VILLAGE OF LAKE NEBAGAMON	DOUGLAS COUNTY	0.02%	\$ 116.98
16165	VILLAGE OF OLIVER	DOUGLAS COUNTY	0.01%	\$ 43.33
16171	VILLAGE OF POPLAR	DOUGLAS COUNTY	0.01%	\$ 58.81
16181	VILLAGE OF SOLON SPRINGS	DOUGLAS COUNTY	0.01%	\$ 69.22
16182	VILLAGE OF SUPERIOR	DOUGLAS COUNTY	0.01%	\$ 73.65
16281	CITY OF SUPERIOR	DOUGLAS COUNTY	0.47%	\$ 2,803.04
17002	TOWN OF COLFAX	DUNN COUNTY	0.02%	\$ 121.66
17004	TOWN OF DUNN	DUNN COUNTY	0.03%	\$ 151.72
17006	TOWN OF EAU GALLE	DUNN COUNTY	0.01%	\$ 79.37
17008	TOWN OF ELK MOUND	DUNN COUNTY	0.03%	\$ 176.96
17010	TOWN OF GRANT	DUNN COUNTY	0.01%	\$ 40.47
17012	TOWN OF HAY RIVER	DUNN COUNTY	0.01%	\$ 63.11
17014	TOWN OF LUCAS	DUNN COUNTY	0.01%	\$ 73.00
17016	TOWN OF MENOMONIE	DUNN COUNTY	0.06%	\$ 336.88
17018	TOWN OF NEW HAVEN	DUNN COUNTY	0.01%	\$ 66.75
17020	TOWN OF OTTER CREEK	DUNN COUNTY	0.01%	\$ 51.14
17022	TOWN OF PERU	DUNN COUNTY	0.00%	\$ 24.46
17024	TOWN OF RED CEDAR	DUNN COUNTY	0.04%	\$ 231.22
17026	TOWN OF ROCK CREEK	DUNN COUNTY	0.02%	\$ 99.02
17028	TOWN OF SAND CREEK	DUNN COUNTY	0.01%	\$ 58.68
17030	TOWN OF SHERIDAN	DUNN COUNTY	0.01%	\$ 45.15
17032	TOWN OF SHERMAN	DUNN COUNTY	0.02%	\$ 94.08
17034	TOWN OF SPRING BROOK	DUNN COUNTY	0.03%	\$ 162.26
17036	TOWN OF STANTON	DUNN COUNTY	0.01%	\$ 78.46
17038	TOWN OF TANTER	DUNN COUNTY	0.05%	\$ 274.29
17040	TOWN OF TIFFANY	DUNN COUNTY	0.01%	\$ 61.81
17042	TOWN OF WESTON	DUNN COUNTY	0.01%	\$ 59.72
17044	TOWN OF WILSON	DUNN COUNTY	0.01%	\$ 49.97
17106	VILLAGE OF BOYCEVILLE	DUNN COUNTY	0.02%	\$ 105.27
17111	VILLAGE OF COLFAX	DUNN COUNTY	0.02%	\$ 121.40
17116	VILLAGE OF DOWNING	DUNN COUNTY	0.00%	\$ 24.98
17121	VILLAGE OF ELK MOUND	DUNN COUNTY	0.02%	\$ 90.56
17141	VILLAGE OF KNAPP	DUNN COUNTY	0.01%	\$ 48.27
17176	VILLAGE OF RIDGELAND	DUNN COUNTY	0.00%	\$ 27.85
17191	VILLAGE OF WHEELER	DUNN COUNTY	0.01%	\$ 30.71
17251	CITY OF MENOMONIE	DUNN COUNTY	0.31%	\$ 1,859.93
18002	TOWN OF BRIDGE CREEK	EAU CLAIRE COUNTY	0.03%	\$ 180.87
18004	TOWN OF BRUNSWICK	EAU CLAIRE COUNTY	0.03%	\$ 203.64
18006	TOWN OF CLEAR CREEK	EAU CLAIRE COUNTY	0.01%	\$ 77.29
18008	TOWN OF DRAMMEN	EAU CLAIRE COUNTY	0.01%	\$ 84.58
18010	TOWN OF FAIRCHILD	EAU CLAIRE COUNTY	0.01%	\$ 38.39

HINDI	Jurisdiction	County	Percentage	Subgrant
18012	TOWN OF LINCOLN	EAU CLAIRE COUNTY	0.02%	\$ 109.04
18014	TOWN OF LUDINGTON	EAU CLAIRE COUNTY	0.02%	\$ 108.39
18016	TOWN OF OTTER CREEK	EAU CLAIRE COUNTY	0.01%	\$ 43.46
18018	TOWN OF PLEASANT VALLEY	EAU CLAIRE COUNTY	0.06%	\$ 370.45
18020	TOWN OF SEYMOUR	EAU CLAIRE COUNTY	0.06%	\$ 341.56
18022	TOWN OF UNION	EAU CLAIRE COUNTY	0.05%	\$ 275.59
18024	TOWN OF WASHINGTON	EAU CLAIRE COUNTY	0.13%	\$ 765.10
18026	TOWN OF WILSON	EAU CLAIRE COUNTY	0.01%	\$ 42.16
18126	VILLAGE OF FAIRCHILD	EAU CLAIRE COUNTY	0.01%	\$ 46.84
18127	VILLAGE OF FALL CREEK	EAU CLAIRE COUNTY	0.02%	\$ 134.41
18201	CITY OF ALTOONA	EAU CLAIRE COUNTY	0.14%	\$ 842.40
18202	CITY OF AUGUSTA	EAU CLAIRE COUNTY	0.03%	\$ 156.40
18221	CITY OF EAU CLAIRE	MULTIPLE COUNTIES	1.22%	\$ 7,291.26
19002	TOWN OF AURORA	FLORENCE COUNTY	0.02%	\$ 107.22
19004	TOWN OF COMMONWEALTH	FLORENCE COUNTY	0.01%	\$ 41.51
19006	TOWN OF FENCE	FLORENCE COUNTY	0.00%	\$ 20.00
19008	TOWN OF FERN	FLORENCE COUNTY	0.00%	\$ 20.95
19010	TOWN OF FLORENCE	FLORENCE COUNTY	0.04%	\$ 229.79
19012	TOWN OF HOMESTEAD	FLORENCE COUNTY	0.01%	\$ 42.29
19014	TOWN OF LONG LAKE	FLORENCE COUNTY	0.00%	\$ 20.30
19016	TOWN OF TIPLER	FLORENCE COUNTY	0.00%	\$ 20.00
20002	TOWN OF ALTO	FOND DU LAC COUNTY	0.02%	\$ 103.58
20004	TOWN OF ASHFORD	FOND DU LAC COUNTY	0.03%	\$ 178.91
20006	TOWN OF AUBURN	FOND DU LAC COUNTY	0.04%	\$ 247.23
20008	TOWN OF BYRON	FOND DU LAC COUNTY	0.03%	\$ 171.89
20010	TOWN OF CALUMET	FOND DU LAC COUNTY	0.02%	\$ 148.21
20012	TOWN OF EDEN	FOND DU LAC COUNTY	0.02%	\$ 103.32
20014	TOWN OF ELDORADO	FOND DU LAC COUNTY	0.02%	\$ 144.04
20016	TOWN OF EMPIRE	FOND DU LAC COUNTY	0.05%	\$ 281.71
20018	TOWN OF FOND DU LAC	FOND DU LAC COUNTY	0.06%	\$ 388.80
20020	TOWN OF FOREST	FOND DU LAC COUNTY	0.02%	\$ 102.66
20022	TOWN OF FRIENDSHIP	FOND DU LAC COUNTY	0.05%	\$ 289.39
20024	TOWN OF LAMARTINE	FOND DU LAC COUNTY	0.03%	\$ 175.27
20026	TOWN OF MARSHFIELD	FOND DU LAC COUNTY	0.02%	\$ 115.16
20028	TOWN OF METOMEN	FOND DU LAC COUNTY	0.01%	\$ 69.61
20030	TOWN OF OAKFIELD	FOND DU LAC COUNTY	0.01%	\$ 68.05
20032	TOWN OF OSCEOLA	FOND DU LAC COUNTY	0.03%	\$ 189.58
20034	TOWN OF RIPON	FOND DU LAC COUNTY	0.02%	\$ 138.45
20036	TOWN OF ROSENDALE	FOND DU LAC COUNTY	0.01%	\$ 75.86
20038	TOWN OF SPRINGVALE	FOND DU LAC COUNTY	0.01%	\$ 67.66
20040	TOWN OF TAYCHEEDAH	FOND DU LAC COUNTY	0.08%	\$ 465.18
20042	TOWN OF WAUPUN	FOND DU LAC COUNTY	0.02%	\$ 140.01
20106	VILLAGE OF BRANDON	FOND DU LAC COUNTY	0.01%	\$ 87.70
20111	VILLAGE OF CAMPBELLSPORT	FOND DU LAC COUNTY	0.03%	\$ 193.10
20121	VILLAGE OF EDEN	FOND DU LAC COUNTY	0.01%	\$ 87.70
20126	VILLAGE OF FAIRWATER	FOND DU LAC COUNTY	0.01%	\$ 34.48
20151	VILLAGE OF MOUNT CALVARY	FOND DU LAC COUNTY	0.01%	\$ 58.42
20161	VILLAGE OF NORTH FOND DU LAC	FOND DU LAC COUNTY	0.09%	\$ 535.44
20165	VILLAGE OF OAKFIELD	FOND DU LAC COUNTY	0.02%	\$ 107.22

HINDI	Jurisdiction	County	Percentage	Subgrant
20176	VILLAGE OF ROSENDALE	FOND DU LAC COUNTY	0.02%	\$ 103.05
20181	VILLAGE OF ST. CLOUD	FOND DU LAC COUNTY	0.01%	\$ 51.27
20226	CITY OF FOND DU LAC	FOND DU LAC COUNTY	0.76%	\$ 4,577.35
20276	CITY OF RIPON	FOND DU LAC COUNTY	0.14%	\$ 822.10
21002	TOWN OF ALVIN	FOREST COUNTY	0.00%	\$ 20.69
21004	TOWN OF ARGONNE	FOREST COUNTY	0.01%	\$ 54.52
21006	TOWN OF ARMSTRONG CREEK	FOREST COUNTY	0.01%	\$ 46.32
21008	TOWN OF BLACKWELL	FOREST COUNTY	0.00%	\$ 20.00
21010	TOWN OF CASWELL	FOREST COUNTY	0.00%	\$ 20.00
21012	TOWN OF CRANDON	FOREST COUNTY	0.01%	\$ 62.20
21014	TOWN OF FREEDOM	FOREST COUNTY	0.01%	\$ 37.60
21016	TOWN OF HILES	FOREST COUNTY	0.01%	\$ 41.90
21018	TOWN OF LAONA	FOREST COUNTY	0.02%	\$ 127.39
21020	TOWN OF LINCOLN	FOREST COUNTY	0.02%	\$ 110.86
21022	TOWN OF NASHVILLE	FOREST COUNTY	0.02%	\$ 123.48
21024	TOWN OF POPPLE RIVER	FOREST COUNTY	0.00%	\$ 20.00
21026	TOWN OF ROSS	FOREST COUNTY	0.00%	\$ 20.00
21028	TOWN OF WABENO	FOREST COUNTY	0.02%	\$ 108.52
21211	CITY OF CRANDON	FOREST COUNTY	0.03%	\$ 171.89
22002	TOWN OF BEETOWN	GRANT COUNTY	0.01%	\$ 67.14
22004	TOWN OF BLOOMINGTON	GRANT COUNTY	0.01%	\$ 35.26
22006	TOWN OF BOSCOBEL	GRANT COUNTY	0.01%	\$ 39.69
22008	TOWN OF CASSVILLE	GRANT COUNTY	0.01%	\$ 41.77
22010	TOWN OF CASTLE ROCK	GRANT COUNTY	0.00%	\$ 25.89
22012	TOWN OF CLIFTON	GRANT COUNTY	0.01%	\$ 31.10
22014	TOWN OF ELLENBORO	GRANT COUNTY	0.01%	\$ 55.56
22016	TOWN OF FENNIMORE	GRANT COUNTY	0.01%	\$ 54.78
22018	TOWN OF GLEN HAVEN	GRANT COUNTY	0.01%	\$ 38.26
22020	TOWN OF HARRISON	GRANT COUNTY	0.01%	\$ 50.62
22022	TOWN OF HAZEL GREEN	GRANT COUNTY	0.02%	\$ 115.55
22024	TOWN OF HICKORY GROVE	GRANT COUNTY	0.01%	\$ 45.80
22026	TOWN OF JAMESTOWN	GRANT COUNTY	0.04%	\$ 217.04
22028	TOWN OF LIBERTY	GRANT COUNTY	0.01%	\$ 53.74
22030	TOWN OF LIMA	GRANT COUNTY	0.01%	\$ 73.00
22032	TOWN OF LITTLE GRANT	GRANT COUNTY	0.00%	\$ 27.98
22034	TOWN OF MARION	GRANT COUNTY	0.01%	\$ 57.51
22036	TOWN OF MILLVILLE	GRANT COUNTY	0.00%	\$ 20.00
22038	TOWN OF MOUNT HOPE	GRANT COUNTY	0.00%	\$ 26.15
22040	TOWN OF MOUNT IDA	GRANT COUNTY	0.01%	\$ 53.74
22042	TOWN OF MUSCODA	GRANT COUNTY	0.01%	\$ 73.78
22044	TOWN OF NORTH LANCASTER	GRANT COUNTY	0.01%	\$ 56.21
22046	TOWN OF PARIS	GRANT COUNTY	0.01%	\$ 67.40
22048	TOWN OF PATCH GROVE	GRANT COUNTY	0.01%	\$ 34.74
22050	TOWN OF PLATTEVILLE	GRANT COUNTY	0.02%	\$ 146.64
22052	TOWN OF POTOSI	GRANT COUNTY	0.01%	\$ 82.63
22054	TOWN OF SMELSER	GRANT COUNTY	0.01%	\$ 78.46
22056	TOWN OF SOUTH LANCASTER	GRANT COUNTY	0.01%	\$ 88.74
22058	TOWN OF WATERLOO	GRANT COUNTY	0.01%	\$ 56.34
22060	TOWN OF WATTERSTOWN	GRANT COUNTY	0.01%	\$ 35.26

HINDI	Jurisdiction	County	Percentage	Subgrant
22062	TOWN OF WINGVILLE	GRANT COUNTY	0.01%	\$ 35.52
22064	TOWN OF WOODMAN	GRANT COUNTY	0.00%	\$ 20.00
22066	TOWN OF WYALUSING	GRANT COUNTY	0.01%	\$ 33.83
22106	VILLAGE OF BAGLEY	GRANT COUNTY	0.01%	\$ 37.60
22107	VILLAGE OF BLOOMINGTON	GRANT COUNTY	0.01%	\$ 70.66
22108	VILLAGE OF BLUE RIVER	GRANT COUNTY	0.01%	\$ 46.19
22111	VILLAGE OF CASSVILLE	GRANT COUNTY	0.01%	\$ 84.45
22116	VILLAGE OF DICKEYVILLE	GRANT COUNTY	0.02%	\$ 108.52
22136	VILLAGE OF HAZEL GREEN	MULTIPLE COUNTIES	0.02%	\$ 117.11
22147	VILLAGE OF LIVINGSTON	MULTIPLE COUNTIES	0.01%	\$ 61.81
22151	VILLAGE OF MONTFORT	MULTIPLE COUNTIES	0.01%	\$ 67.14
22152	VILLAGE OF MOUNT HOPE	GRANT COUNTY	0.00%	\$ 20.30
22153	VILLAGE OF MUSCODA	MULTIPLE COUNTIES	0.02%	\$ 132.33
22171	VILLAGE OF PATCH GROVE	GRANT COUNTY	0.00%	\$ 20.04
22172	VILLAGE OF POTOSI	GRANT COUNTY	0.01%	\$ 70.26
22186	VILLAGE OF TENNYSON	GRANT COUNTY	0.01%	\$ 35.91
22191	VILLAGE OF WOODMAN	GRANT COUNTY	0.00%	\$ 20.00
22206	CITY OF BOSCOBEL	GRANT COUNTY	0.06%	\$ 343.91
22211	CITY OF CUBA CITY	MULTIPLE COUNTIES	0.04%	\$ 214.18
22226	CITY OF FENNIMORE	GRANT COUNTY	0.04%	\$ 269.22
22246	CITY OF LANCASTER	GRANT COUNTY	0.06%	\$ 381.38
22271	CITY OF PLATTEVILLE	GRANT COUNTY	0.22%	\$ 1,332.04
23002	TOWN OF ADAMS	GREEN COUNTY	0.01%	\$ 55.82
23004	TOWN OF ALBANY	GREEN COUNTY	0.02%	\$ 121.40
23006	TOWN OF BROOKLYN	GREEN COUNTY	0.02%	\$ 116.85
23008	TOWN OF CADIZ	GREEN COUNTY	0.01%	\$ 79.76
23010	TOWN OF CLARNO	GREEN COUNTY	0.02%	\$ 118.15
23012	TOWN OF DECATUR	GREEN COUNTY	0.03%	\$ 172.02
23014	TOWN OF EXETER	GREEN COUNTY	0.03%	\$ 209.10
23016	TOWN OF JEFFERSON	GREEN COUNTY	0.02%	\$ 116.07
23018	TOWN OF JORDAN	GREEN COUNTY	0.01%	\$ 60.12
23020	TOWN OF MONROE	GREEN COUNTY	0.02%	\$ 131.94
23022	TOWN OF MOUNT PLEASANT	GREEN COUNTY	0.01%	\$ 66.88
23024	TOWN OF NEW GLARUS	GREEN COUNTY	0.02%	\$ 138.97
23026	TOWN OF SPRING GROVE	GREEN COUNTY	0.02%	\$ 95.12
23028	TOWN OF SYLVESTER	GREEN COUNTY	0.02%	\$ 102.79
23030	TOWN OF WASHINGTON	GREEN COUNTY	0.01%	\$ 85.75
23032	TOWN OF YORK	GREEN COUNTY	0.02%	\$ 96.42
23101	VILLAGE OF ALBANY	GREEN COUNTY	0.02%	\$ 108.52
23110	VILLAGE OF BROWNTOWN	GREEN COUNTY	0.00%	\$ 25.63
23151	VILLAGE OF MONTICELLO	GREEN COUNTY	0.02%	\$ 122.96
23161	VILLAGE OF NEW GLARUS	GREEN COUNTY	0.04%	\$ 221.59
23206	CITY OF BRODHEAD	MULTIPLE COUNTIES	0.05%	\$ 326.08
23251	CITY OF MONROE	GREEN COUNTY	0.18%	\$ 1,092.75
24002	TOWN OF BERLIN	GREEN LAKE COUNTY	0.02%	\$ 112.42
24004	TOWN OF BROOKLYN	GREEN LAKE COUNTY	0.03%	\$ 200.12
24006	TOWN OF GREEN LAKE	GREEN LAKE COUNTY	0.02%	\$ 130.12
24008	TOWN OF KINGSTON	GREEN LAKE COUNTY	0.02%	\$ 91.08
24010	TOWN OF MACKFORD	GREEN LAKE COUNTY	0.01%	\$ 51.01

HINDI	Jurisdiction	County	Percentage	Subgrant
24012	TOWN OF MANCHESTER	GREEN LAKE COUNTY	0.02%	\$ 93.04
24014	TOWN OF MARQUETTE	GREEN LAKE COUNTY	0.01%	\$ 55.43
24016	TOWN OF PRINCETON	GREEN LAKE COUNTY	0.03%	\$ 166.68
24018	TOWN OF ST. MARIE	GREEN LAKE COUNTY	0.01%	\$ 39.95
24020	TOWN OF SENECA	GREEN LAKE COUNTY	0.01%	\$ 43.33
24141	VILLAGE OF KINGSTON	GREEN LAKE COUNTY	0.00%	\$ 29.80
24154	VILLAGE OF MARQUETTE	GREEN LAKE COUNTY	0.00%	\$ 20.00
24206	CITY OF BERLIN	MULTIPLE COUNTIES	0.09%	\$ 547.54
24231	CITY OF GREEN LAKE	GREEN LAKE COUNTY	0.02%	\$ 111.12
24251	CITY OF MARKESAN	GREEN LAKE COUNTY	0.02%	\$ 137.93
24271	CITY OF PRINCETON	GREEN LAKE COUNTY	0.02%	\$ 133.76
25002	TOWN OF ARENA	IOWA COUNTY	0.03%	\$ 156.40
25004	TOWN OF BRIGHAM	IOWA COUNTY	0.02%	\$ 107.09
25006	TOWN OF CLYDE	IOWA COUNTY	0.01%	\$ 31.49
25008	TOWN OF DODGEVILLE	IOWA COUNTY	0.03%	\$ 165.77
25010	TOWN OF EDEN	IOWA COUNTY	0.01%	\$ 36.95
25012	TOWN OF HIGHLAND	IOWA COUNTY	0.01%	\$ 73.39
25014	TOWN OF LINDEN	IOWA COUNTY	0.01%	\$ 77.81
25016	TOWN OF MIFFLIN	IOWA COUNTY	0.01%	\$ 54.26
25018	TOWN OF MINERAL POINT	IOWA COUNTY	0.02%	\$ 96.16
25020	TOWN OF MOSCOW	IOWA COUNTY	0.01%	\$ 59.72
25022	TOWN OF PULASKI	IOWA COUNTY	0.01%	\$ 36.30
25024	TOWN OF RIDGEWAY	IOWA COUNTY	0.01%	\$ 58.94
25026	TOWN OF WALDWICK	IOWA COUNTY	0.01%	\$ 47.75
25028	TOWN OF WYOMING	IOWA COUNTY	0.01%	\$ 36.43
25101	VILLAGE OF ARENA	IOWA COUNTY	0.01%	\$ 82.24
25102	VILLAGE OF AVOCA	IOWA COUNTY	0.01%	\$ 56.99
25106	VILLAGE OF BARNEVELD	IOWA COUNTY	0.02%	\$ 123.48
25111	VILLAGE OF COBB	IOWA COUNTY	0.01%	\$ 47.62
25136	VILLAGE OF HIGHLAND	IOWA COUNTY	0.01%	\$ 83.93
25137	VILLAGE OF HOLLANDALE	IOWA COUNTY	0.00%	\$ 28.89
25146	VILLAGE OF LINDEN	IOWA COUNTY	0.01%	\$ 51.66
25176	VILLAGE OF REWEY	IOWA COUNTY	0.00%	\$ 24.98
25177	VILLAGE OF RIDGEWAY	IOWA COUNTY	0.01%	\$ 65.19
25216	CITY OF DODGEVILLE	IOWA COUNTY	0.08%	\$ 499.79
25251	CITY OF MINERAL POINT	IOWA COUNTY	0.04%	\$ 263.36
26002	TOWN OF ANDERSON	IRON COUNTY	0.00%	\$ 20.00
26004	TOWN OF CAREY	IRON COUNTY	0.00%	\$ 20.00
26006	TOWN OF GURNEY	IRON COUNTY	0.00%	\$ 20.00
26008	TOWN OF KIMBALL	IRON COUNTY	0.01%	\$ 52.83
26010	TOWN OF KNIGHT	IRON COUNTY	0.00%	\$ 22.12
26012	TOWN OF MERCER	IRON COUNTY	0.03%	\$ 191.15
26014	TOWN OF OMA	IRON COUNTY	0.01%	\$ 38.13
26016	TOWN OF PENCE	IRON COUNTY	0.00%	\$ 20.00
26018	TOWN OF SAXON	IRON COUNTY	0.01%	\$ 34.09
26020	TOWN OF SHERMAN	IRON COUNTY	0.01%	\$ 34.48
26236	CITY OF HURLEY	IRON COUNTY	0.03%	\$ 169.03
26251	CITY OF MONTREAL	IRON COUNTY	0.01%	\$ 84.45
27002	TOWN OF ADAMS	JACKSON COUNTY	0.03%	\$ 150.16

HINDI	Jurisdiction	County	Percentage	Subgrant
27004	TOWN OF ALBION	JACKSON COUNTY	0.02%	\$ 123.09
27006	TOWN OF ALMA	JACKSON COUNTY	0.02%	\$ 100.06
27008	TOWN OF BEAR BLUFF	JACKSON COUNTY	0.00%	\$ 20.00
27010	TOWN OF BROCKWAY	JACKSON COUNTY	0.05%	\$ 328.42
27012	TOWN OF CITY POINT	JACKSON COUNTY	0.00%	\$ 20.00
27014	TOWN OF CLEVELAND	JACKSON COUNTY	0.01%	\$ 48.27
27016	TOWN OF CURRAN	JACKSON COUNTY	0.01%	\$ 30.97
27018	TOWN OF FRANKLIN	JACKSON COUNTY	0.01%	\$ 45.28
27020	TOWN OF GARDEN VALLEY	JACKSON COUNTY	0.01%	\$ 40.99
27022	TOWN OF GARFIELD	JACKSON COUNTY	0.01%	\$ 76.38
27024	TOWN OF HIXTON	JACKSON COUNTY	0.01%	\$ 63.11
27026	TOWN OF IRVING	JACKSON COUNTY	0.01%	\$ 76.12
27028	TOWN OF KNAPP	JACKSON COUNTY	0.01%	\$ 31.88
27030	TOWN OF KOMENSKY	JACKSON COUNTY	0.01%	\$ 48.14
27032	TOWN OF MANCHESTER	JACKSON COUNTY	0.01%	\$ 86.14
27034	TOWN OF MELROSE	JACKSON COUNTY	0.01%	\$ 45.67
27036	TOWN OF MILLSTON	JACKSON COUNTY	0.00%	\$ 20.00
27038	TOWN OF NORTH BEND	JACKSON COUNTY	0.01%	\$ 51.53
27040	TOWN OF NORTHFIELD	JACKSON COUNTY	0.01%	\$ 66.62
27042	TOWN OF SPRINGFIELD	JACKSON COUNTY	0.01%	\$ 57.38
27101	VILLAGE OF ALMA CENTER	JACKSON COUNTY	0.01%	\$ 46.84
27136	VILLAGE OF HIXTON	JACKSON COUNTY	0.01%	\$ 47.62
27151	VILLAGE OF MELROSE	JACKSON COUNTY	0.01%	\$ 52.18
27152	VILLAGE OF MERRILLAN	JACKSON COUNTY	0.01%	\$ 56.21
27186	VILLAGE OF TAYLOR	JACKSON COUNTY	0.01%	\$ 48.40
27206	CITY OF BLACK RIVER FALLS	JACKSON COUNTY	0.06%	\$ 360.69
28002	TOWN OF AZTALAN	JEFFERSON COUNTY	0.02%	\$ 145.08
28004	TOWN OF COLD SPRING	JEFFERSON COUNTY	0.01%	\$ 75.99
28006	TOWN OF CONCORD	JEFFERSON COUNTY	0.04%	\$ 212.10
28008	TOWN OF FARMINGTON	JEFFERSON COUNTY	0.02%	\$ 148.73
28010	TOWN OF HEBRON	JEFFERSON COUNTY	0.02%	\$ 111.64
28012	TOWN OF IXONIA	JEFFERSON COUNTY	0.08%	\$ 489.38
28014	TOWN OF JEFFERSON	JEFFERSON COUNTY	0.04%	\$ 224.07
28016	TOWN OF KOSHKONONG	JEFFERSON COUNTY	0.06%	\$ 386.59
28018	TOWN OF LAKE MILLS	JEFFERSON COUNTY	0.04%	\$ 223.29
28020	TOWN OF MILFORD	JEFFERSON COUNTY	0.02%	\$ 114.12
28022	TOWN OF OAKLAND	JEFFERSON COUNTY	0.06%	\$ 348.33
28024	TOWN OF PALMYRA	JEFFERSON COUNTY	0.02%	\$ 126.87
28026	TOWN OF SULLIVAN	JEFFERSON COUNTY	0.04%	\$ 242.02
28028	TOWN OF SUMNER	JEFFERSON COUNTY	0.02%	\$ 92.39
28030	TOWN OF WATERLOO	JEFFERSON COUNTY	0.02%	\$ 90.69
28032	TOWN OF WATERTOWN	JEFFERSON COUNTY	0.03%	\$ 206.24
28141	VILLAGE OF JOHNSON CREEK	JEFFERSON COUNTY	0.05%	\$ 323.09
28171	VILLAGE OF PALMYRA	JEFFERSON COUNTY	0.03%	\$ 178.78
28181	VILLAGE OF SULLIVAN	JEFFERSON COUNTY	0.01%	\$ 69.48
28226	CITY OF FORT ATKINSON	JEFFERSON COUNTY	0.21%	\$ 1,270.75
28241	CITY OF JEFFERSON	JEFFERSON COUNTY	0.13%	\$ 791.91
28246	CITY OF LAKE MILLS	JEFFERSON COUNTY	0.10%	\$ 609.87
28290	CITY OF WATERLOO	JEFFERSON COUNTY	0.06%	\$ 348.85

HINDI	Jurisdiction	County	Percentage	Subgrant
28291	CITY OF WATERTOWN	MULTIPLE COUNTIES	0.38%	\$ 2,285.29
29002	TOWN OF ARMENIA	JUNEAU COUNTY	0.01%	\$ 77.55
29004	TOWN OF CLEARFIELD	JUNEAU COUNTY	0.01%	\$ 73.26
29006	TOWN OF CUTLER	JUNEAU COUNTY	0.01%	\$ 31.88
29008	TOWN OF FINLEY	JUNEAU COUNTY	0.00%	\$ 20.00
29010	TOWN OF FOUNTAIN	JUNEAU COUNTY	0.01%	\$ 62.20
29012	TOWN OF GERMANTOWN	JUNEAU COUNTY	0.03%	\$ 182.43
29014	TOWN OF KILDARE	JUNEAU COUNTY	0.01%	\$ 73.00
29016	TOWN OF KINGSTON	JUNEAU COUNTY	0.00%	\$ 20.00
29018	TOWN OF LEMONWEIR	JUNEAU COUNTY	0.03%	\$ 172.93
29020	TOWN OF LINDINA	JUNEAU COUNTY	0.01%	\$ 70.26
29022	TOWN OF LISBON	JUNEAU COUNTY	0.02%	\$ 98.50
29024	TOWN OF LYNDON	JUNEAU COUNTY	0.03%	\$ 152.11
29026	TOWN OF MARION	JUNEAU COUNTY	0.01%	\$ 45.93
29028	TOWN OF NECEDAH	JUNEAU COUNTY	0.04%	\$ 253.47
29030	TOWN OF ORANGE	JUNEAU COUNTY	0.01%	\$ 55.17
29032	TOWN OF PLYMOUTH	JUNEAU COUNTY	0.01%	\$ 62.33
29034	TOWN OF SEVEN MILE CREEK	JUNEAU COUNTY	0.01%	\$ 37.21
29036	TOWN OF SUMMIT	JUNEAU COUNTY	0.01%	\$ 65.45
29038	TOWN OF WONEWOC	JUNEAU COUNTY	0.01%	\$ 67.92
29111	VILLAGE OF CAMP DOUGLAS	JUNEAU COUNTY	0.01%	\$ 61.68
29136	VILLAGE OF HUSTLER	JUNEAU COUNTY	0.00%	\$ 20.00
29146	VILLAGE OF LYNDON STATION	JUNEAU COUNTY	0.01%	\$ 50.75
29161	VILLAGE OF NECEDAH	JUNEAU COUNTY	0.01%	\$ 89.39
29186	VILLAGE OF UNION CENTER	JUNEAU COUNTY	0.00%	\$ 24.33
29191	VILLAGE OF WONEWOC	JUNEAU COUNTY	0.01%	\$ 74.43
29221	CITY OF ELROY	JUNEAU COUNTY	0.02%	\$ 136.63
29251	CITY OF MAUSTON	JUNEAU COUNTY	0.07%	\$ 445.40
29261	CITY OF NEW LISBON	JUNEAU COUNTY	0.05%	\$ 284.83
30002	TOWN OF BRIGHTON	KENOSHA COUNTY	0.03%	\$ 152.50
30006	TOWN OF PARIS	KENOSHA COUNTY	0.02%	\$ 148.21
30010	TOWN OF RANDALL	KENOSHA COUNTY	0.06%	\$ 339.74
30014	TOWN OF SOMERS	KENOSHA COUNTY	0.02%	\$ 108.52
30016	TOWN OF WHEATLAND	KENOSHA COUNTY	0.06%	\$ 353.01
30104	VILLAGE OF BRISTOL	KENOSHA COUNTY	0.09%	\$ 535.70
30171	VILLAGE OF PADDOCK LAKE	KENOSHA COUNTY	0.05%	\$ 297.19
30174	VILLAGE OF PLEASANT PRAIRIE	KENOSHA COUNTY	0.37%	\$ 2,199.93
30179	Village of SALEM LAKES	KENOSHA COUNTY	0.25%	\$ 1,470.22
30182	VILLAGE OF SOMERS	KENOSHA COUNTY	0.16%	\$ 932.57
30186	VILLAGE OF TWIN LAKES	KENOSHA COUNTY	0.11%	\$ 640.45
30241	CITY OF KENOSHA	KENOSHA COUNTY	1.65%	\$ 9,926.05
31002	TOWN OF AHNAPEE	KEWAUNEE COUNTY	0.02%	\$ 92.65
31004	TOWN OF CARLTON	KEWAUNEE COUNTY	0.02%	\$ 103.84
31006	TOWN OF CASCO	KEWAUNEE COUNTY	0.02%	\$ 114.77
31008	TOWN OF FRANKLIN	KEWAUNEE COUNTY	0.02%	\$ 98.11
31010	TOWN OF LINCOLN	KEWAUNEE COUNTY	0.02%	\$ 94.86
31012	TOWN OF LUXEMBURG	KEWAUNEE COUNTY	0.02%	\$ 146.25
31014	TOWN OF MONTPELIER	KEWAUNEE COUNTY	0.02%	\$ 137.67
31016	TOWN OF PIERCE	KEWAUNEE COUNTY	0.01%	\$ 83.41

HINDI	Jurisdiction	County	Percentage	Subgrant
31018	TOWN OF RED RIVER	KEWAUNEE COUNTY	0.02%	\$ 141.96
31020	TOWN OF WEST KEWAUNEE	KEWAUNEE COUNTY	0.02%	\$ 131.55
31111	VILLAGE OF CASCO	KEWAUNEE COUNTY	0.01%	\$ 60.25
31146	VILLAGE OF LUXEMBURG	KEWAUNEE COUNTY	0.04%	\$ 261.67
31201	CITY OF ALGOMA	KEWAUNEE COUNTY	0.06%	\$ 335.71
31241	CITY OF KEWAUNEE	KEWAUNEE COUNTY	0.05%	\$ 293.94
32002	TOWN OF BANGOR	LA CROSSE COUNTY	0.01%	\$ 62.85
32004	TOWN OF BARRE	LA CROSSE COUNTY	0.02%	\$ 125.70
32006	TOWN OF BURNS	LA CROSSE COUNTY	0.02%	\$ 95.25
32008	TOWN OF CAMPBELL	LA CROSSE COUNTY	0.08%	\$ 468.17
32010	TOWN OF FARMINGTON	LA CROSSE COUNTY	0.04%	\$ 212.10
32012	TOWN OF GREENFIELD	LA CROSSE COUNTY	0.04%	\$ 218.21
32014	TOWN OF HAMILTON	LA CROSSE COUNTY	0.04%	\$ 239.81
32016	TOWN OF HOLLAND	LA CROSSE COUNTY	0.07%	\$ 427.05
32018	TOWN OF MEDARY	LA CROSSE COUNTY	0.03%	\$ 164.86
32020	TOWN OF ONALASKA	LA CROSSE COUNTY	0.10%	\$ 576.82
32022	TOWN OF SHELBY	LA CROSSE COUNTY	0.08%	\$ 494.06
32024	TOWN OF WASHINGTON	LA CROSSE COUNTY	0.01%	\$ 52.44
32106	VILLAGE OF BANGOR	LA CROSSE COUNTY	0.02%	\$ 141.44
32136	VILLAGE OF HOLMEN	LA CROSSE COUNTY	0.17%	\$ 1,023.78
32176	VILLAGE OF ROCKLAND	MULTIPLE COUNTIES	0.01%	\$ 68.31
32191	VILLAGE OF WEST SALEM	LA CROSSE COUNTY	0.08%	\$ 509.94
32246	CITY OF LA CROSSE	LA CROSSE COUNTY	0.97%	\$ 5,793.32
32265	CITY OF ONALASKA	LA CROSSE COUNTY	0.32%	\$ 1,896.89
33002	TOWN OF ARGYLE	LAFAYETTE COUNTY	0.01%	\$ 47.49
33004	TOWN OF BELMONT	LAFAYETTE COUNTY	0.01%	\$ 71.83
33006	TOWN OF BENTON	LAFAYETTE COUNTY	0.01%	\$ 48.01
33008	TOWN OF BLANCHARD	LAFAYETTE COUNTY	0.00%	\$ 29.15
33010	TOWN OF DARLINGTON	LAFAYETTE COUNTY	0.01%	\$ 88.22
33012	TOWN OF ELK GROVE	LAFAYETTE COUNTY	0.01%	\$ 49.97
33014	TOWN OF FAYETTE	LAFAYETTE COUNTY	0.01%	\$ 36.69
33016	TOWN OF GRATIOT	LAFAYETTE COUNTY	0.01%	\$ 56.86
33018	TOWN OF KENDALL	LAFAYETTE COUNTY	0.01%	\$ 35.52
33020	TOWN OF LAMONT	LAFAYETTE COUNTY	0.00%	\$ 29.41
33022	TOWN OF MONTICELLO	LAFAYETTE COUNTY	0.00%	\$ 20.00
33024	TOWN OF NEW DIGGINGS	LAFAYETTE COUNTY	0.01%	\$ 49.45
33026	TOWN OF SEYMOUR	LAFAYETTE COUNTY	0.01%	\$ 36.56
33028	TOWN OF SHULLSBURG	LAFAYETTE COUNTY	0.01%	\$ 30.19
33030	TOWN OF WAYNE	LAFAYETTE COUNTY	0.01%	\$ 47.23
33032	TOWN OF WHITE OAK SPRINGS	LAFAYETTE COUNTY	0.00%	\$ 20.00
33034	TOWN OF WILLOW SPRINGS	LAFAYETTE COUNTY	0.01%	\$ 74.43
33036	TOWN OF WIOTA	LAFAYETTE COUNTY	0.01%	\$ 87.31
33101	VILLAGE OF ARGYLE	LAFAYETTE COUNTY	0.01%	\$ 79.24
33106	VILLAGE OF BELMONT	LAFAYETTE COUNTY	0.02%	\$ 98.37
33107	VILLAGE OF BENTON	LAFAYETTE COUNTY	0.02%	\$ 92.65
33108	VILLAGE OF BLANCHARDVILLE	MULTIPLE COUNTIES	0.01%	\$ 82.50
33131	VILLAGE OF GRATIOT	LAFAYETTE COUNTY	0.00%	\$ 22.25
33181	VILLAGE OF SOUTH WAYNE	LAFAYETTE COUNTY	0.01%	\$ 42.16
33216	CITY OF DARLINGTON	LAFAYETTE COUNTY	0.04%	\$ 238.90

HINDI	Jurisdiction	County	Percentage	Subgrant
33281	CITY OF SHULLSBURG	LAFAYETTE COUNTY	0.02%	\$ 119.19
34002	TOWN OF ACKLEY	LANGLADE COUNTY	0.01%	\$ 50.10
34004	TOWN OF AINSWORTH	LANGLADE COUNTY	0.01%	\$ 56.34
34006	TOWN OF ANTIGO	LANGLADE COUNTY	0.02%	\$ 141.70
34008	TOWN OF ELCHO	LANGLADE COUNTY	0.02%	\$ 130.12
34010	TOWN OF EVERGREEN	LANGLADE COUNTY	0.01%	\$ 47.10
34012	TOWN OF LANGLADE	LANGLADE COUNTY	0.01%	\$ 51.14
34014	TOWN OF NEVA	LANGLADE COUNTY	0.02%	\$ 90.30
34016	TOWN OF NORWOOD	LANGLADE COUNTY	0.02%	\$ 94.34
34018	TOWN OF PARRISH	LANGLADE COUNTY	0.00%	\$ 20.00
34020	TOWN OF PECK	LANGLADE COUNTY	0.01%	\$ 34.87
34022	TOWN OF POLAR	LANGLADE COUNTY	0.02%	\$ 104.10
34024	TOWN OF PRICE	LANGLADE COUNTY	0.00%	\$ 20.30
34026	TOWN OF ROLLING	LANGLADE COUNTY	0.02%	\$ 145.86
34028	TOWN OF SUMMIT	LANGLADE COUNTY	0.00%	\$ 20.00
34030	TOWN OF UPHAM	LANGLADE COUNTY	0.01%	\$ 81.45
34032	TOWN OF VILAS	LANGLADE COUNTY	0.00%	\$ 24.46
34034	TOWN OF WOLF RIVER	LANGLADE COUNTY	0.01%	\$ 88.61
34191	VILLAGE OF WHITE LAKE	LANGLADE COUNTY	0.00%	\$ 28.50
34201	CITY OF ANTIGO	LANGLADE COUNTY	0.14%	\$ 821.06
35002	TOWN OF BIRCH	LINCOLN COUNTY	0.01%	\$ 49.84
35004	TOWN OF BRADLEY	LINCOLN COUNTY	0.04%	\$ 266.62
35006	TOWN OF CORNING	LINCOLN COUNTY	0.01%	\$ 85.10
35008	TOWN OF HARDING	LINCOLN COUNTY	0.01%	\$ 40.21
35010	TOWN OF HARRISON	LINCOLN COUNTY	0.02%	\$ 94.73
35012	TOWN OF KING	LINCOLN COUNTY	0.02%	\$ 106.31
35014	TOWN OF MERRILL	LINCOLN COUNTY	0.05%	\$ 301.36
35016	TOWN OF PINE RIVER	LINCOLN COUNTY	0.03%	\$ 197.91
35018	TOWN OF ROCK FALLS	LINCOLN COUNTY	0.01%	\$ 68.05
35020	TOWN OF RUSSELL	LINCOLN COUNTY	0.01%	\$ 72.22
35022	TOWN OF SCHLEY	LINCOLN COUNTY	0.02%	\$ 99.67
35024	TOWN OF SCOTT	LINCOLN COUNTY	0.02%	\$ 144.17
35026	TOWN OF SKANAWAN	LINCOLN COUNTY	0.01%	\$ 40.60
35028	TOWN OF SOMO	LINCOLN COUNTY	0.00%	\$ 20.00
35030	TOWN OF TOMAHAWK	LINCOLN COUNTY	0.01%	\$ 53.48
35032	TOWN OF WILSON	LINCOLN COUNTY	0.01%	\$ 36.04
35251	CITY OF MERRILL	LINCOLN COUNTY	0.16%	\$ 971.60
35286	CITY OF TOMAHAWK	LINCOLN COUNTY	0.06%	\$ 353.54
36002	TOWN OF CATO	MANITOWOC COUNTY	0.03%	\$ 164.86
36004	TOWN OF CENTERVILLE	MANITOWOC COUNTY	0.01%	\$ 64.54
36006	TOWN OF COOPERSTOWN	MANITOWOC COUNTY	0.02%	\$ 135.06
36008	TOWN OF EATON	MANITOWOC COUNTY	0.01%	\$ 85.23
36010	TOWN OF FRANKLIN	MANITOWOC COUNTY	0.02%	\$ 129.60
36012	TOWN OF GIBSON	MANITOWOC COUNTY	0.02%	\$ 135.98
36014	TOWN OF KOSSUTH	MANITOWOC COUNTY	0.04%	\$ 212.88
36016	TOWN OF LIBERTY	MANITOWOC COUNTY	0.02%	\$ 130.90
36018	TOWN OF MANITOWOC	MANITOWOC COUNTY	0.02%	\$ 116.33
36020	TOWN OF MANITOWOC RAPIDS	MANITOWOC COUNTY	0.04%	\$ 228.49
36022	TOWN OF MAPLE GROVE	MANITOWOC COUNTY	0.01%	\$ 77.81

HINDI	Jurisdiction	County	Percentage	Subgrant
36024	TOWN OF MEEME	MANITOWOC COUNTY	0.02%	\$ 147.43
36026	TOWN OF MISHICOT	MANITOWOC COUNTY	0.02%	\$ 135.45
36028	TOWN OF NEWTON	MANITOWOC COUNTY	0.04%	\$ 229.01
36030	TOWN OF ROCKLAND	MANITOWOC COUNTY	0.02%	\$ 99.67
36032	TOWN OF SCHLESWIG	MANITOWOC COUNTY	0.03%	\$ 202.99
36034	TOWN OF TWO CREEKS	MANITOWOC COUNTY	0.01%	\$ 41.12
36036	TOWN OF TWO RIVERS	MANITOWOC COUNTY	0.03%	\$ 182.56
36112	VILLAGE OF CLEVELAND	MANITOWOC COUNTY	0.03%	\$ 156.27
36126	VILLAGE OF FRANCIS CREEK	MANITOWOC COUNTY	0.01%	\$ 67.40
36132	VILLAGE OF KELLNERSVILLE	MANITOWOC COUNTY	0.01%	\$ 33.83
36147	VILLAGE OF MARIBEL	MANITOWOC COUNTY	0.01%	\$ 34.87
36151	VILLAGE OF MISHICOT	MANITOWOC COUNTY	0.02%	\$ 146.38
36176	VILLAGE OF REEDSVILLE	MANITOWOC COUNTY	0.02%	\$ 114.64
36181	VILLAGE OF ST. NAZIANZ	MANITOWOC COUNTY	0.01%	\$ 72.61
36186	VILLAGE OF VALDERS	MANITOWOC COUNTY	0.02%	\$ 93.56
36191	VILLAGE OF WHITELAW	MANITOWOC COUNTY	0.01%	\$ 74.30
36241	CITY OF KIEL	MULTIPLE COUNTIES	0.07%	\$ 392.31
36251	CITY OF MANITOWOC	MANITOWOC COUNTY	0.59%	\$ 3,561.25
36286	CITY OF TWO RIVERS	MANITOWOC COUNTY	0.20%	\$ 1,173.16
37002	TOWN OF BERGEN	MARATHON COUNTY	0.01%	\$ 77.94
37004	TOWN OF BERLIN	MARATHON COUNTY	0.02%	\$ 93.30
37006	TOWN OF BERN	MARATHON COUNTY	0.01%	\$ 52.44
37008	TOWN OF BEVENT	MARATHON COUNTY	0.02%	\$ 112.94
37010	TOWN OF BRIGHTON	MARATHON COUNTY	0.01%	\$ 56.47
37012	TOWN OF CASSEL	MARATHON COUNTY	0.01%	\$ 89.52
37014	TOWN OF CLEVELAND	MARATHON COUNTY	0.02%	\$ 145.21
37016	TOWN OF DAY	MARATHON COUNTY	0.02%	\$ 106.05
37018	TOWN OF EASTON	MARATHON COUNTY	0.02%	\$ 115.16
37020	TOWN OF EAU PLEINE	MARATHON COUNTY	0.01%	\$ 76.77
37022	TOWN OF ELDERON	MARATHON COUNTY	0.01%	\$ 68.31
37024	TOWN OF EMMET	MARATHON COUNTY	0.02%	\$ 92.52
37026	TOWN OF FRANKFORT	MARATHON COUNTY	0.01%	\$ 61.03
37028	TOWN OF FRANZEN	MARATHON COUNTY	0.01%	\$ 56.73
37030	TOWN OF GREEN VALLEY	MARATHON COUNTY	0.01%	\$ 56.08
37032	TOWN OF GUENTHER	MARATHON COUNTY	0.01%	\$ 36.56
37034	TOWN OF HALSEY	MARATHON COUNTY	0.01%	\$ 55.69
37036	TOWN OF HAMBURG	MARATHON COUNTY	0.01%	\$ 87.31
37038	TOWN OF HARRISON	MARATHON COUNTY	0.01%	\$ 34.74
37040	TOWN OF HEWITT	MARATHON COUNTY	0.01%	\$ 64.28
37042	TOWN OF HOLTON	MARATHON COUNTY	0.01%	\$ 81.85
37044	TOWN OF HULL	MARATHON COUNTY	0.01%	\$ 69.48
37046	TOWN OF JOHNSON	MARATHON COUNTY	0.01%	\$ 84.45
37048	TOWN OF KNOWLTON	MARATHON COUNTY	0.03%	\$ 204.16
37054	TOWN OF MARATHON	MARATHON COUNTY	0.02%	\$ 102.66
37056	TOWN OF MCMILLAN	MARATHON COUNTY	0.03%	\$ 199.60
37058	TOWN OF MOSINEE	MARATHON COUNTY	0.04%	\$ 229.79
37060	TOWN OF NORRIE	MARATHON COUNTY	0.02%	\$ 104.23
37062	TOWN OF PLOVER	MARATHON COUNTY	0.01%	\$ 68.57
37064	TOWN OF REID	MARATHON COUNTY	0.02%	\$ 124.78

HINDI	Jurisdiction	County	Percentage	Subgrant
37066	TOWN OF RIB FALLS	MARATHON COUNTY	0.02%	\$ 93.30
37068	TOWN OF RIB MOUNTAIN	MARATHON COUNTY	0.12%	\$ 743.50
37070	TOWN OF RIETBROCK	MARATHON COUNTY	0.01%	\$ 87.70
37072	TOWN OF RINGLE	MARATHON COUNTY	0.03%	\$ 173.45
37074	TOWN OF SPENCER	MARATHON COUNTY	0.03%	\$ 153.54
37076	TOWN OF STETTIN	MARATHON COUNTY	0.04%	\$ 257.77
37078	TOWN OF TEXAS	MARATHON COUNTY	0.03%	\$ 170.59
37080	TOWN OF WAUSAU	MARATHON COUNTY	0.04%	\$ 221.20
37082	TOWN OF WESTON	MARATHON COUNTY	0.01%	\$ 65.71
37084	TOWN OF WIEN	MARATHON COUNTY	0.01%	\$ 78.33
37102	VILLAGE OF ATHENS	MARATHON COUNTY	0.02%	\$ 110.34
37121	VILLAGE OF EDGAR	MARATHON COUNTY	0.02%	\$ 140.79
37122	VILLAGE OF ELDERON	MARATHON COUNTY	0.00%	\$ 20.00
37126	VILLAGE OF FENWOOD	MARATHON COUNTY	0.00%	\$ 20.00
37136	VILLAGE OF HATLEY	MARATHON COUNTY	0.01%	\$ 64.15
37145	VILLAGE OF KRONENWETTER	MARATHON COUNTY	0.14%	\$ 827.56
37146	VILLAGE OF MAINE	MARATHON COUNTY	0.05%	\$ 272.47
37151	VILLAGE OF MARATHON CITY	MARATHON COUNTY	0.03%	\$ 153.67
37176	VILLAGE OF ROTHSCHILD	MARATHON COUNTY	0.09%	\$ 566.15
37181	VILLAGE OF SPENCER	MARATHON COUNTY	0.03%	\$ 181.65
37182	VILLAGE OF STRATFORD	MARATHON COUNTY	0.03%	\$ 156.40
37186	VILLAGE OF UNITY	MULTIPLE COUNTIES	0.01%	\$ 37.21
37192	VILLAGE OF WESTON	MARATHON COUNTY	0.26%	\$ 1,569.11
37251	CITY OF MOSINEE	MARATHON COUNTY	0.07%	\$ 447.61
37281	CITY OF SCHOFIELD	MARATHON COUNTY	0.04%	\$ 226.67
37291	CITY OF WAUSAU	MARATHON COUNTY	0.68%	\$ 4,068.19
38002	TOWN OF AMBERG	MARINETTE COUNTY	0.01%	\$ 82.89
38004	TOWN OF ATHELSTANE	MARINETTE COUNTY	0.01%	\$ 64.41
38006	TOWN OF BEAVER	MARINETTE COUNTY	0.02%	\$ 122.57
38008	TOWN OF BEECHER	MARINETTE COUNTY	0.01%	\$ 87.31
38010	TOWN OF DUNBAR	MARINETTE COUNTY	0.01%	\$ 64.67
38012	TOWN OF GOODMAN	MARINETTE COUNTY	0.01%	\$ 70.00
38014	TOWN OF GROVER	MARINETTE COUNTY	0.03%	\$ 174.36
38016	TOWN OF LAKE	MARINETTE COUNTY	0.02%	\$ 124.91
38018	TOWN OF MIDDLE INLET	MARINETTE COUNTY	0.02%	\$ 92.25
38020	TOWN OF NIAGARA	MARINETTE COUNTY	0.01%	\$ 89.91
38022	TOWN OF PEMBINE	MARINETTE COUNTY	0.02%	\$ 90.82
38024	TOWN OF PESHTIGO	MARINETTE COUNTY	0.07%	\$ 429.66
38026	TOWN OF PORTERFIELD	MARINETTE COUNTY	0.03%	\$ 200.51
38028	TOWN OF POUND	MARINETTE COUNTY	0.02%	\$ 137.67
38030	TOWN OF SILVER CLIFF	MARINETTE COUNTY	0.01%	\$ 61.29
38032	TOWN OF STEPHENSON	MARINETTE COUNTY	0.06%	\$ 388.93
38034	TOWN OF WAGNER	MARINETTE COUNTY	0.01%	\$ 73.00
38036	TOWN OF WAUSAUKEE	MARINETTE COUNTY	0.02%	\$ 125.31
38111	VILLAGE OF COLEMAN	MARINETTE COUNTY	0.01%	\$ 71.31
38121	VILLAGE OF CRIVITZ	MARINETTE COUNTY	0.02%	\$ 112.03
38171	VILLAGE OF POUND	MARINETTE COUNTY	0.01%	\$ 35.65
38191	VILLAGE OF WAUSAUKEE	MARINETTE COUNTY	0.01%	\$ 58.68
38251	CITY OF MARINETTE	MARINETTE COUNTY	0.19%	\$ 1,141.28

HINDI	Jurisdiction	County	Percentage	Subgrant
38261	CITY OF NIAGARA	MARINETTE COUNTY	0.03%	\$ 165.25
38271	CITY OF PESHTIGO	MARINETTE COUNTY	0.06%	\$ 348.72
39002	TOWN OF BUFFALO	MARQUETTE COUNTY	0.02%	\$ 127.39
39004	TOWN OF CRYSTAL LAKE	MARQUETTE COUNTY	0.01%	\$ 54.39
39006	TOWN OF DOUGLAS	MARQUETTE COUNTY	0.01%	\$ 84.58
39008	TOWN OF HARRIS	MARQUETTE COUNTY	0.01%	\$ 84.58
39010	TOWN OF MECAN	MARQUETTE COUNTY	0.01%	\$ 84.97
39012	TOWN OF MONTELLO	MARQUETTE COUNTY	0.02%	\$ 119.19
39014	TOWN OF MOUNDVILLE	MARQUETTE COUNTY	0.01%	\$ 53.48
39016	TOWN OF NESHKORO	MARQUETTE COUNTY	0.01%	\$ 64.54
39018	TOWN OF NEWTON	MARQUETTE COUNTY	0.01%	\$ 55.30
39020	TOWN OF OXFORD	MARQUETTE COUNTY	0.02%	\$ 97.46
39022	TOWN OF PACKWAUKEE	MARQUETTE COUNTY	0.03%	\$ 158.62
39024	TOWN OF SHIELDS	MARQUETTE COUNTY	0.01%	\$ 61.68
39026	TOWN OF SPRINGFIELD	MARQUETTE COUNTY	0.01%	\$ 81.06
39028	TOWN OF WESTFIELD	MARQUETTE COUNTY	0.01%	\$ 84.71
39121	VILLAGE OF ENDEAVOR	MARQUETTE COUNTY	0.01%	\$ 41.77
39161	VILLAGE OF NESHKORO	MARQUETTE COUNTY	0.01%	\$ 43.98
39165	VILLAGE OF OXFORD	MARQUETTE COUNTY	0.01%	\$ 54.78
39191	VILLAGE OF WESTFIELD	MARQUETTE COUNTY	0.02%	\$ 125.96
39251	CITY OF MONTELLO	MARQUETTE COUNTY	0.03%	\$ 154.58
40001	TOWN OF MENOMINEE	MENOMINEE COUNTY	0.06%	\$ 376.44
41106	VILLAGE OF BAYSIDE	MULTIPLE COUNTIES	0.08%	\$ 455.42
41107	VILLAGE OF BROWN DEER	MILWAUKEE COUNTY	0.22%	\$ 1,294.17
41126	VILLAGE OF FOX POINT	MILWAUKEE COUNTY	0.12%	\$ 705.25
41131	VILLAGE OF GREENDALE	MILWAUKEE COUNTY	0.25%	\$ 1,495.73
41136	VILLAGE OF HALES CORNERS	MILWAUKEE COUNTY	0.13%	\$ 800.37
41176	VILLAGE OF RIVER HILLS	MILWAUKEE COUNTY	0.03%	\$ 162.78
41181	VILLAGE OF SHOREWOOD	MILWAUKEE COUNTY	0.24%	\$ 1,443.29
41191	VILLAGE OF WEST MILWAUKEE	MILWAUKEE COUNTY	0.07%	\$ 415.73
41192	VILLAGE OF WHITEFISH BAY	MILWAUKEE COUNTY	0.23%	\$ 1,372.11
41211	CITY OF CUDAHY	MILWAUKEE COUNTY	0.32%	\$ 1,900.14
41226	CITY OF FRANKLIN	MILWAUKEE COUNTY	0.62%	\$ 3,722.86
41231	CITY OF GLENDALE	MILWAUKEE COUNTY	0.24%	\$ 1,418.04
41236	CITY OF GREENFIELD	MILWAUKEE COUNTY	0.67%	\$ 4,039.83
41251	CITY OF MILWAUKEE	MULTIPLE COUNTIES	9.40%	\$ 56,401.70
41265	CITY OF OAK CREEK	MILWAUKEE COUNTY	0.62%	\$ 3,709.06
41281	CITY OF ST. FRANCIS	MILWAUKEE COUNTY	0.17%	\$ 1,023.00
41282	CITY OF SOUTH MILWAUKEE	MILWAUKEE COUNTY	0.36%	\$ 2,145.15
41291	CITY OF WAUWATOSA	MILWAUKEE COUNTY	0.83%	\$ 4,993.48
41292	CITY OF WEST ALLIS	MILWAUKEE COUNTY	1.04%	\$ 6,257.46
42002	TOWN OF ADRIAN	MONROE COUNTY	0.01%	\$ 78.07
42004	TOWN OF ANGELO	MONROE COUNTY	0.03%	\$ 156.01
42006	TOWN OF BYRON	MONROE COUNTY	0.02%	\$ 124.78
42008	TOWN OF CLIFTON	MONROE COUNTY	0.01%	\$ 58.42
42010	TOWN OF GLENDALE	MONROE COUNTY	0.01%	\$ 65.97
42012	TOWN OF GRANT	MONROE COUNTY	0.01%	\$ 46.97
42014	TOWN OF GREENFIELD	MONROE COUNTY	0.01%	\$ 67.01
42016	TOWN OF JEFFERSON	MONROE COUNTY	0.01%	\$ 71.96

HINDI	Jurisdiction	County	Percentage	Subgrant
42018	TOWN OF LAFAYETTE	MONROE COUNTY	0.01%	\$ 47.88
42020	TOWN OF LA GRANGE	MONROE COUNTY	0.03%	\$ 195.96
42022	TOWN OF LEON	MONROE COUNTY	0.02%	\$ 109.56
42024	TOWN OF LINCOLN	MONROE COUNTY	0.01%	\$ 81.06
42026	TOWN OF LITTLE FALLS	MONROE COUNTY	0.03%	\$ 152.50
42028	TOWN OF NEW LYME	MONROE COUNTY	0.00%	\$ 20.00
42030	TOWN OF OAKDALE	MONROE COUNTY	0.01%	\$ 71.44
42032	TOWN OF PORTLAND	MONROE COUNTY	0.01%	\$ 76.77
42034	TOWN OF RIDGEVILLE	MONROE COUNTY	0.01%	\$ 47.62
42036	TOWN OF SCOTT	MONROE COUNTY	0.00%	\$ 20.00
42038	TOWN OF SHELDON	MONROE COUNTY	0.01%	\$ 57.38
42040	TOWN OF SPARTA	MONROE COUNTY	0.05%	\$ 323.22
42042	TOWN OF TOMAH	MONROE COUNTY	0.02%	\$ 145.21
42044	TOWN OF WELLINGTON	MONROE COUNTY	0.01%	\$ 61.03
42046	TOWN OF WELLS	MONROE COUNTY	0.01%	\$ 56.08
42048	TOWN OF WILTON	MONROE COUNTY	0.01%	\$ 78.33
42111	VILLAGE OF CASHTON	MONROE COUNTY	0.02%	\$ 111.64
42141	VILLAGE OF KENDALL	MONROE COUNTY	0.01%	\$ 49.58
42151	Village of Melvina	Monroe County	0.00%	\$ 20.00
42161	VILLAGE OF NORWALK	MONROE COUNTY	0.01%	\$ 54.78
42165	VILLAGE OF OAKDALE	MONROE COUNTY	0.01%	\$ 30.84
42185	VILLAGE OF WARRENS	MONROE COUNTY	0.01%	\$ 54.26
42191	VILLAGE OF WILTON	MONROE COUNTY	0.01%	\$ 50.49
42192	VILLAGE OF WYEVILLE	MONROE COUNTY	0.00%	\$ 20.00
42281	CITY OF SPARTA	MONROE COUNTY	0.16%	\$ 975.90
42286	CITY OF TOMAH	MONROE COUNTY	0.16%	\$ 958.33
43002	TOWN OF ABRAMS	OCONTO COUNTY	0.03%	\$ 200.51
43006	TOWN OF BAGLEY	OCONTO COUNTY	0.01%	\$ 31.36
43008	TOWN OF BRAZEAU	OCONTO COUNTY	0.02%	\$ 145.47
43010	TOWN OF BREED	OCONTO COUNTY	0.01%	\$ 75.73
43012	TOWN OF CHASE	OCONTO COUNTY	0.05%	\$ 303.31
43014	TOWN OF DOTY	OCONTO COUNTY	0.01%	\$ 39.82
43016	TOWN OF GILLETT	OCONTO COUNTY	0.02%	\$ 106.44
43018	TOWN OF HOW	OCONTO COUNTY	0.01%	\$ 55.56
43019	TOWN OF LAKEWOOD	OCONTO COUNTY	0.02%	\$ 96.94
43020	TOWN OF LENA	OCONTO COUNTY	0.01%	\$ 76.12
43022	TOWN OF LITTLE RIVER	OCONTO COUNTY	0.02%	\$ 107.35
43024	TOWN OF LITTLE SUAMICO	OCONTO COUNTY	0.09%	\$ 553.01
43026	TOWN OF MAPLE VALLEY	OCONTO COUNTY	0.01%	\$ 67.79
43028	TOWN OF MORGAN	OCONTO COUNTY	0.02%	\$ 103.97
43029	TOWN OF MOUNTAIN	OCONTO COUNTY	0.02%	\$ 98.11
43030	TOWN OF OCONTO	OCONTO COUNTY	0.02%	\$ 138.06
43032	TOWN OF OCONTO FALLS	OCONTO COUNTY	0.02%	\$ 129.99
43034	TOWN OF PENSUKEE	OCONTO COUNTY	0.02%	\$ 143.00
43036	TOWN OF RIVERVIEW	OCONTO COUNTY	0.02%	\$ 96.16
43038	TOWN OF SPRUCE	OCONTO COUNTY	0.02%	\$ 90.43
43040	TOWN OF STILES	OCONTO COUNTY	0.03%	\$ 155.75
43042	TOWN OF TOWNSEND	OCONTO COUNTY	0.02%	\$ 122.70
43044	TOWN OF UNDERHILL	OCONTO COUNTY	0.02%	\$ 91.60

HINDI	Jurisdiction	County	Percentage	Subgrant
43146	VILLAGE OF LENA	OCONTO COUNTY	0.01%	\$ 53.22
43181	VILLAGE OF SURING	OCONTO COUNTY	0.01%	\$ 52.57
43231	CITY OF GILLETT	OCONTO COUNTY	0.02%	\$ 131.55
43265	CITY OF OCONTO	OCONTO COUNTY	0.08%	\$ 473.64
43266	CITY OF OCONTO FALLS	OCONTO COUNTY	0.05%	\$ 294.72
44002	TOWN OF CASSIAN	ONEIDA COUNTY	0.02%	\$ 120.10
44004	TOWN OF CRESCENT	ONEIDA COUNTY	0.04%	\$ 215.48
44006	TOWN OF ENTERPRISE	ONEIDA COUNTY	0.01%	\$ 41.38
44008	TOWN OF HAZELHURST	ONEIDA COUNTY	0.02%	\$ 138.97
44010	TOWN OF LAKE TOMAHAWK	ONEIDA COUNTY	0.02%	\$ 130.51
44012	TOWN OF LITTLE RICE	ONEIDA COUNTY	0.01%	\$ 43.85
44014	TOWN OF LYNNE	ONEIDA COUNTY	0.00%	\$ 20.00
44016	TOWN OF MINOCQUA	ONEIDA COUNTY	0.09%	\$ 556.52
44018	TOWN OF MONICO	ONEIDA COUNTY	0.00%	\$ 28.11
44020	TOWN OF NEWBOLD	ONEIDA COUNTY	0.05%	\$ 308.51
44022	TOWN OF NOKOMIS	ONEIDA COUNTY	0.03%	\$ 152.50
44024	TOWN OF PELICAN	ONEIDA COUNTY	0.05%	\$ 302.01
44026	TOWN OF PIEHL	ONEIDA COUNTY	0.00%	\$ 20.00
44028	TOWN OF PINE LAKE	ONEIDA COUNTY	0.05%	\$ 292.12
44030	TOWN OF SCHOEPKE	ONEIDA COUNTY	0.01%	\$ 46.06
44032	TOWN OF STELLA	ONEIDA COUNTY	0.01%	\$ 62.20
44034	TOWN OF SUGAR CAMP	ONEIDA COUNTY	0.03%	\$ 197.65
44036	TOWN OF THREE LAKES	ONEIDA COUNTY	0.04%	\$ 268.83
44038	TOWN OF WOODBORO	ONEIDA COUNTY	0.02%	\$ 90.56
44040	TOWN OF WOODRUFF	ONEIDA COUNTY	0.04%	\$ 222.77
44276	CITY OF RHINELANDER	ONEIDA COUNTY	0.14%	\$ 851.50
45002	TOWN OF BLACK CREEK	OUTAGAMIE COUNTY	0.02%	\$ 125.18
45004	TOWN OF BOVINA	OUTAGAMIE COUNTY	0.02%	\$ 117.24
45006	TOWN OF BUCHANAN	OUTAGAMIE COUNTY	0.11%	\$ 675.19
45008	TOWN OF CENTER	OUTAGAMIE COUNTY	0.06%	\$ 369.02
45010	TOWN OF CICERO	OUTAGAMIE COUNTY	0.02%	\$ 105.14
45012	TOWN OF DALE	OUTAGAMIE COUNTY	0.05%	\$ 284.83
45014	TOWN OF DEER CREEK	OUTAGAMIE COUNTY	0.01%	\$ 63.37
45016	TOWN OF ELLINGTON	OUTAGAMIE COUNTY	0.05%	\$ 312.29
45018	TOWN OF FREEDOM	OUTAGAMIE COUNTY	0.10%	\$ 602.06
45020	TOWN OF GRAND CHUTE	OUTAGAMIE COUNTY	0.42%	\$ 2,513.39
45024	TOWN OF HORTONIA	OUTAGAMIE COUNTY	0.02%	\$ 106.18
45026	TOWN OF KAUKAUNA	OUTAGAMIE COUNTY	0.02%	\$ 128.04
45028	TOWN OF LIBERTY	OUTAGAMIE COUNTY	0.01%	\$ 85.10
45030	TOWN OF MAINE	OUTAGAMIE COUNTY	0.01%	\$ 87.31
45032	TOWN OF MAPLE CREEK	OUTAGAMIE COUNTY	0.01%	\$ 60.38
45034	TOWN OF ONEIDA	OUTAGAMIE COUNTY	0.07%	\$ 440.85
45036	TOWN OF OSBORN	OUTAGAMIE COUNTY	0.02%	\$ 119.84
45038	TOWN OF SEYMOUR	OUTAGAMIE COUNTY	0.02%	\$ 120.49
45040	TOWN OF VANDENBROEK	OUTAGAMIE COUNTY	0.03%	\$ 157.18
45106	VILLAGE OF BEAR CREEK	OUTAGAMIE COUNTY	0.01%	\$ 41.51
45107	VILLAGE OF BLACK CREEK	OUTAGAMIE COUNTY	0.02%	\$ 130.51
45111	VILLAGE OF COMBINED LOCKS	OUTAGAMIE COUNTY	0.06%	\$ 355.49
45122	VILLAGE OF GREENVILLE	OUTAGAMIE COUNTY	0.20%	\$ 1,181.62

HINDI	Jurisdiction	County	Percentage	Subgrant
45136	VILLAGE OF HORTONVILLE	OUTAGAMIE COUNTY	0.05%	\$ 287.82
45141	VILLAGE OF KIMBERLY	OUTAGAMIE COUNTY	0.12%	\$ 725.03
45146	VILLAGE OF LITTLE CHUTE	OUTAGAMIE COUNTY	0.20%	\$ 1,176.41
45155	VILLAGE OF NICHOLS	OUTAGAMIE COUNTY	0.00%	\$ 28.89
45181	VILLAGE OF SHIOCTON	OUTAGAMIE COUNTY	0.02%	\$ 90.17
45201	CITY OF APPLETON	MULTIPLE COUNTIES	1.26%	\$ 7,559.83
45241	CITY OF KAUKAUNA	MULTIPLE COUNTIES	0.28%	\$ 1,694.81
45281	CITY OF SEYMOUR	OUTAGAMIE COUNTY	0.06%	\$ 352.62
46002	TOWN OF BELGIUM	OZAUKEE COUNTY	0.03%	\$ 156.27
46004	TOWN OF CEDARBURG	OZAUKEE COUNTY	0.10%	\$ 610.78
46006	TOWN OF FREDONIA	OZAUKEE COUNTY	0.04%	\$ 215.61
46008	TOWN OF GRAFTON	OZAUKEE COUNTY	0.07%	\$ 440.59
46012	TOWN OF PORT WASHINGTON	OZAUKEE COUNTY	0.03%	\$ 158.75
46014	TOWN OF SAUKVILLE	OZAUKEE COUNTY	0.03%	\$ 188.54
46106	VILLAGE OF BELGIUM	OZAUKEE COUNTY	0.04%	\$ 241.37
46126	VILLAGE OF FREDONIA	OZAUKEE COUNTY	0.04%	\$ 227.58
46131	VILLAGE OF GRAFTON	OZAUKEE COUNTY	0.21%	\$ 1,247.85
46181	VILLAGE OF SAUKVILLE	OZAUKEE COUNTY	0.07%	\$ 426.27
46186	VILLAGE OF THIENSVILLE	OZAUKEE COUNTY	0.06%	\$ 347.42
46211	CITY OF CEDARBURG	OZAUKEE COUNTY	0.20%	\$ 1,218.05
46255	CITY OF MEQUON	OZAUKEE COUNTY	0.43%	\$ 2,588.21
46271	CITY OF PORT WASHINGTON	OZAUKEE COUNTY	0.21%	\$ 1,260.73
47002	TOWN OF ALBANY	PEPIN COUNTY	0.01%	\$ 64.80
47004	TOWN OF DURAND	PEPIN COUNTY	0.01%	\$ 69.09
47006	TOWN OF FRANKFORT	PEPIN COUNTY	0.01%	\$ 33.57
47008	TOWN OF LIMA	PEPIN COUNTY	0.01%	\$ 67.27
47010	TOWN OF PEPIN	PEPIN COUNTY	0.01%	\$ 78.46
47012	TOWN OF STOCKHOLM	PEPIN COUNTY	0.00%	\$ 23.68
47014	TOWN OF WATERVILLE	PEPIN COUNTY	0.01%	\$ 85.88
47016	TOWN OF WAUBEEK	PEPIN COUNTY	0.01%	\$ 43.20
47171	VILLAGE OF PEPIN	PEPIN COUNTY	0.01%	\$ 81.06
47181	VILLAGE OF STOCKHOLM	PEPIN COUNTY	0.00%	\$ 20.00
47216	CITY OF DURAND	PEPIN COUNTY	0.03%	\$ 185.55
48002	TOWN OF CLIFTON	PIERCE COUNTY	0.04%	\$ 217.30
48004	TOWN OF DIAMOND BLUFF	PIERCE COUNTY	0.01%	\$ 49.71
48006	TOWN OF ELLSWORTH	PIERCE COUNTY	0.02%	\$ 113.72
48008	TOWN OF EL PASO	PIERCE COUNTY	0.01%	\$ 71.70
48010	TOWN OF GILMAN	PIERCE COUNTY	0.02%	\$ 98.50
48012	TOWN OF HARTLAND	PIERCE COUNTY	0.01%	\$ 84.71
48014	TOWN OF ISABELLE	PIERCE COUNTY	0.00%	\$ 27.59
48016	TOWN OF MAIDEN ROCK	PIERCE COUNTY	0.01%	\$ 62.59
48018	TOWN OF MARTELL	PIERCE COUNTY	0.02%	\$ 120.10
48020	TOWN OF OAK GROVE	PIERCE COUNTY	0.04%	\$ 227.71
48022	TOWN OF RIVER FALLS	PIERCE COUNTY	0.04%	\$ 231.22
48024	TOWN OF ROCK ELM	PIERCE COUNTY	0.01%	\$ 46.71
48026	TOWN OF SALEM	PIERCE COUNTY	0.01%	\$ 51.92
48028	TOWN OF SPRING LAKE	PIERCE COUNTY	0.01%	\$ 61.29
48030	TOWN OF TRENTON	PIERCE COUNTY	0.03%	\$ 198.56
48032	TOWN OF TRIMBELLE	PIERCE COUNTY	0.03%	\$ 171.11

HINDI	Jurisdiction	County	Percentage	Subgrant
48034	TOWN OF UNION	PIERCE COUNTY	0.01%	\$ 60.51
48106	VILLAGE OF BAY CITY	PIERCE COUNTY	0.01%	\$ 47.88
48121	VILLAGE OF ELLSWORTH	PIERCE COUNTY	0.06%	\$ 330.63
48122	VILLAGE OF ELMWOOD	PIERCE COUNTY	0.01%	\$ 84.71
48151	VILLAGE OF MAIDEN ROCK	PIERCE COUNTY	0.00%	\$ 20.00
48171	VILLAGE OF PLUM CITY	PIERCE COUNTY	0.01%	\$ 62.72
48181	VILLAGE OF SPRING VALLEY	MULTIPLE COUNTIES	0.02%	\$ 138.71
48271	CITY OF PRESCOTT	PIERCE COUNTY	0.07%	\$ 430.57
48276	CITY OF RIVER FALLS	MULTIPLE COUNTIES	0.29%	\$ 1,715.24
49002	TOWN OF ALDEN	POLK COUNTY	0.05%	\$ 301.62
49004	TOWN OF APPLE RIVER	POLK COUNTY	0.02%	\$ 118.80
49006	TOWN OF BALSAM LAKE	POLK COUNTY	0.03%	\$ 154.06
49008	TOWN OF BEAVER	POLK COUNTY	0.01%	\$ 85.36
49010	TOWN OF BLACK BROOK	POLK COUNTY	0.02%	\$ 139.88
49012	TOWN OF BONE LAKE	POLK COUNTY	0.01%	\$ 73.78
49014	TOWN OF CLAM FALLS	POLK COUNTY	0.01%	\$ 57.25
49016	TOWN OF CLAYTON	POLK COUNTY	0.02%	\$ 97.98
49018	TOWN OF CLEAR LAKE	POLK COUNTY	0.01%	\$ 88.61
49020	TOWN OF EUREKA	POLK COUNTY	0.03%	\$ 176.18
49022	TOWN OF FARMINGTON	POLK COUNTY	0.03%	\$ 185.94
49024	TOWN OF GARFIELD	POLK COUNTY	0.03%	\$ 175.66
49026	TOWN OF GEORGETOWN	POLK COUNTY	0.02%	\$ 109.30
49028	TOWN OF JOHNSTOWN	POLK COUNTY	0.01%	\$ 55.82
49030	TOWN OF LAKETOWN	POLK COUNTY	0.02%	\$ 104.88
49032	TOWN OF LINCOLN	POLK COUNTY	0.04%	\$ 229.92
49034	TOWN OF LORAIN	POLK COUNTY	0.01%	\$ 33.05
49036	TOWN OF LUCK	POLK COUNTY	0.02%	\$ 98.37
49038	TOWN OF MCKINLEY	POLK COUNTY	0.01%	\$ 37.21
49040	TOWN OF MILLTOWN	POLK COUNTY	0.02%	\$ 128.95
49042	TOWN OF OSCEOLA	POLK COUNTY	0.05%	\$ 300.45
49044	TOWN OF ST. CROIX FALLS	POLK COUNTY	0.02%	\$ 121.66
49046	TOWN OF STERLING	POLK COUNTY	0.01%	\$ 78.07
49048	TOWN OF WEST SWEDEN	POLK COUNTY	0.01%	\$ 78.85
49106	VILLAGE OF BALSAM LAKE	POLK COUNTY	0.02%	\$ 102.66
49111	VILLAGE OF CENTURIA	POLK COUNTY	0.01%	\$ 85.88
49112	VILLAGE OF CLAYTON	POLK COUNTY	0.01%	\$ 51.53
49113	VILLAGE OF CLEAR LAKE	POLK COUNTY	0.02%	\$ 109.04
49116	VILLAGE OF DRESSER	POLK COUNTY	0.01%	\$ 88.74
49126	VILLAGE OF FREDERIC	POLK COUNTY	0.02%	\$ 112.68
49146	VILLAGE OF LUCK	POLK COUNTY	0.02%	\$ 115.29
49151	VILLAGE OF MILLTOWN	POLK COUNTY	0.02%	\$ 98.37
49165	VILLAGE OF OSCEOLA	POLK COUNTY	0.05%	\$ 288.35
49201	CITY OF AMERY	POLK COUNTY	0.05%	\$ 307.34
49281	CITY OF ST. CROIX FALLS	POLK COUNTY	0.04%	\$ 229.14
50002	TOWN OF ALBAN	PORTAGE COUNTY	0.01%	\$ 88.22
50004	TOWN OF ALMOND	PORTAGE COUNTY	0.01%	\$ 67.53
50006	TOWN OF AMHERST	PORTAGE COUNTY	0.02%	\$ 144.56
50008	TOWN OF BELMONT	PORTAGE COUNTY	0.01%	\$ 66.36
50010	TOWN OF BUENA VISTA	PORTAGE COUNTY	0.02%	\$ 114.12

HINDI	Jurisdiction	County	Percentage	Subgrant
50012	TOWN OF CARSON	PORTAGE COUNTY	0.02%	\$ 141.96
50014	TOWN OF DEWEY	PORTAGE COUNTY	0.02%	\$ 98.89
50016	TOWN OF EAU PLEINE	PORTAGE COUNTY	0.02%	\$ 104.23
50018	TOWN OF GRANT	PORTAGE COUNTY	0.03%	\$ 195.44
50020	TOWN OF HULL	PORTAGE COUNTY	0.09%	\$ 548.71
50022	TOWN OF LANARK	PORTAGE COUNTY	0.03%	\$ 155.62
50024	TOWN OF LINWOOD	PORTAGE COUNTY	0.02%	\$ 115.03
50026	TOWN OF NEW HOPE	PORTAGE COUNTY	0.01%	\$ 74.56
50028	TOWN OF PINE GROVE	PORTAGE COUNTY	0.01%	\$ 86.40
50030	TOWN OF PLOVER	PORTAGE COUNTY	0.03%	\$ 160.57
50032	TOWN OF SHARON	PORTAGE COUNTY	0.04%	\$ 215.74
50034	TOWN OF STOCKTON	PORTAGE COUNTY	0.05%	\$ 305.13
50101	VILLAGE OF ALMOND	PORTAGE COUNTY	0.01%	\$ 39.30
50102	VILLAGE OF AMHERST	PORTAGE COUNTY	0.02%	\$ 108.65
50103	VILLAGE OF AMHERST JUNCTION	PORTAGE COUNTY	0.01%	\$ 38.26
50141	VILLAGE OF JUNCTION CITY	PORTAGE COUNTY	0.01%	\$ 40.73
50161	VILLAGE OF NELSONVILLE	PORTAGE COUNTY	0.00%	\$ 20.00
50171	VILLAGE OF PARK RIDGE	PORTAGE COUNTY	0.01%	\$ 54.26
50173	VILLAGE OF PLOVER	PORTAGE COUNTY	0.23%	\$ 1,369.51
50176	VILLAGE OF ROSHOLT	PORTAGE COUNTY	0.01%	\$ 46.58
50191	VILLAGE OF WHITING	PORTAGE COUNTY	0.03%	\$ 172.02
50281	CITY OF STEVENS POINT	PORTAGE COUNTY	0.46%	\$ 2,787.82
51002	TOWN OF CATAWBA	PRICE COUNTY	0.00%	\$ 26.67
51004	TOWN OF EISENSTEIN	PRICE COUNTY	0.01%	\$ 69.61
51006	TOWN OF ELK	PRICE COUNTY	0.02%	\$ 109.43
51008	TOWN OF EMERY	PRICE COUNTY	0.01%	\$ 32.92
51010	TOWN OF FIFIELD	PRICE COUNTY	0.02%	\$ 102.79
51012	TOWN OF FLAMBEAU	PRICE COUNTY	0.01%	\$ 55.56
51014	TOWN OF GEORGETOWN	PRICE COUNTY	0.00%	\$ 20.00
51016	TOWN OF HACKETT	PRICE COUNTY	0.00%	\$ 20.30
51018	TOWN OF HARMONY	PRICE COUNTY	0.00%	\$ 22.51
51020	TOWN OF HILL	PRICE COUNTY	0.01%	\$ 36.82
51022	TOWN OF KENNAN	PRICE COUNTY	0.01%	\$ 35.65
51024	TOWN OF KNOX	PRICE COUNTY	0.01%	\$ 33.70
51026	TOWN OF LAKE	PRICE COUNTY	0.02%	\$ 125.70
51028	TOWN OF OGEMA	PRICE COUNTY	0.01%	\$ 79.24
51030	TOWN OF PRENTICE	PRICE COUNTY	0.01%	\$ 47.49
51032	TOWN OF SPIRIT	PRICE COUNTY	0.01%	\$ 32.66
51034	TOWN OF WORCESTER	PRICE COUNTY	0.03%	\$ 168.77
51111	VILLAGE OF CATAWBA	PRICE COUNTY	0.00%	\$ 20.00
51141	VILLAGE OF KENNAN	PRICE COUNTY	0.00%	\$ 20.00
51171	VILLAGE OF PRENTICE	PRICE COUNTY	0.01%	\$ 55.30
51271	CITY OF PARK FALLS	PRICE COUNTY	0.04%	\$ 249.57
51272	CITY OF PHILLIPS	PRICE COUNTY	0.03%	\$ 154.71
52002	TOWN OF BURLINGTON	RACINE COUNTY	0.11%	\$ 679.62
52006	TOWN OF DOVER	RACINE COUNTY	0.08%	\$ 466.61
52010	TOWN OF NORWAY	RACINE COUNTY	0.14%	\$ 815.85
52016	TOWN OF WATERFORD	RACINE COUNTY	0.11%	\$ 673.50
52104	VILLAGE OF CALEDONIA	RACINE COUNTY	0.44%	\$ 2,638.96

HINDI	Jurisdiction	County	Percentage	Subgrant
52121	VILLAGE OF ELMWOOD PARK	RACINE COUNTY	0.01%	\$ 54.00
52151	VILLAGE OF MOUNT PLEASANT	RACINE COUNTY	0.49%	\$ 2,912.08
52161	VILLAGE OF NORTH BAY	RACINE COUNTY	0.00%	\$ 23.16
52168	Village of Raymond	RACINE COUNTY	0.07%	\$ 411.31
52176	VILLAGE OF ROCHESTER	RACINE COUNTY	0.07%	\$ 392.70
52181	VILLAGE OF STURTEVANT	RACINE COUNTY	0.12%	\$ 746.63
52186	VILLAGE OF UNION GROVE	RACINE COUNTY	0.08%	\$ 486.65
52191	VILLAGE OF WATERFORD	RACINE COUNTY	0.09%	\$ 555.48
52192	VILLAGE OF WIND POINT	RACINE COUNTY	0.03%	\$ 179.04
52194	Village of Yorkville	RACINE COUNTY	0.05%	\$ 327.25
52206	CITY OF BURLINGTON	MULTIPLE COUNTIES	0.18%	\$ 1,109.01
52276	CITY OF RACINE	RACINE COUNTY	1.24%	\$ 7,443.11
53002	TOWN OF AKAN	RICHLAND COUNTY	0.01%	\$ 37.99
53004	TOWN OF BLOOM	RICHLAND COUNTY	0.01%	\$ 51.14
53006	TOWN OF BUENA VISTA	RICHLAND COUNTY	0.03%	\$ 181.91
53008	TOWN OF DAYTON	RICHLAND COUNTY	0.01%	\$ 82.37
53010	TOWN OF EAGLE	RICHLAND COUNTY	0.01%	\$ 49.06
53012	TOWN OF FOREST	RICHLAND COUNTY	0.01%	\$ 35.26
53014	TOWN OF HENRIETTA	RICHLAND COUNTY	0.01%	\$ 45.54
53016	TOWN OF ITHACA	RICHLAND COUNTY	0.01%	\$ 62.33
53018	TOWN OF MARSHALL	RICHLAND COUNTY	0.01%	\$ 53.22
53020	TOWN OF ORION	RICHLAND COUNTY	0.01%	\$ 54.13
53022	TOWN OF RICHLAND	RICHLAND COUNTY	0.02%	\$ 121.01
53024	TOWN OF RICHWOOD	RICHLAND COUNTY	0.01%	\$ 54.78
53026	TOWN OF ROCKBRIDGE	RICHLAND COUNTY	0.01%	\$ 73.00
53028	TOWN OF SYLVAN	RICHLAND COUNTY	0.01%	\$ 47.23
53030	TOWN OF WESTFORD	RICHLAND COUNTY	0.01%	\$ 53.09
53032	TOWN OF WILLOW	RICHLAND COUNTY	0.01%	\$ 49.71
53106	VILLAGE OF BOAZ	RICHLAND COUNTY	0.00%	\$ 20.00
53111	VILLAGE OF CAZENOVIA	MULTIPLE COUNTIES	0.01%	\$ 35.26
53146	VILLAGE OF LONE ROCK	RICHLAND COUNTY	0.01%	\$ 84.97
53186	VILLAGE OF VIOLA	MULTIPLE COUNTIES	0.01%	\$ 63.63
53196	Village of Yuba	Richland County	0.00%	\$ 20.00
53276	CITY OF RICHLAND CENTER	RICHLAND COUNTY	0.09%	\$ 510.33
54002	TOWN OF AVON	ROCK COUNTY	0.01%	\$ 60.90
54004	TOWN OF BELOIT	ROCK COUNTY	0.13%	\$ 798.41
54006	TOWN OF BRADFORD	ROCK COUNTY	0.02%	\$ 101.88
54008	TOWN OF CENTER	ROCK COUNTY	0.02%	\$ 110.99
54010	TOWN OF CLINTON	ROCK COUNTY	0.01%	\$ 88.61
54012	TOWN OF FULTON	ROCK COUNTY	0.06%	\$ 370.84
54014	TOWN OF HARMONY	ROCK COUNTY	0.04%	\$ 256.60
54016	TOWN OF JANESVILLE	ROCK COUNTY	0.06%	\$ 381.77
54018	TOWN OF JOHNSTOWN	ROCK COUNTY	0.01%	\$ 77.94
54020	TOWN OF LA PRAIRIE	ROCK COUNTY	0.01%	\$ 82.37
54022	TOWN OF LIMA	ROCK COUNTY	0.02%	\$ 128.17
54024	TOWN OF MAGNOLIA	ROCK COUNTY	0.01%	\$ 76.51
54026	TOWN OF MILTON	ROCK COUNTY	0.05%	\$ 325.56
54028	TOWN OF NEWARK	ROCK COUNTY	0.03%	\$ 159.14
54030	TOWN OF PLYMOUTH	ROCK COUNTY	0.02%	\$ 130.77

HINDI	Jurisdiction	County	Percentage	Subgrant
54032	TOWN OF PORTER	ROCK COUNTY	0.02%	\$ 102.01
54034	TOWN OF ROCK	ROCK COUNTY	0.05%	\$ 309.03
54036	TOWN OF SPRING VALLEY	ROCK COUNTY	0.01%	\$ 76.64
54038	TOWN OF TURTLE	ROCK COUNTY	0.04%	\$ 253.47
54040	TOWN OF UNION	ROCK COUNTY	0.04%	\$ 212.10
54111	VILLAGE OF CLINTON	ROCK COUNTY	0.04%	\$ 214.96
54126	VILLAGE OF FOOTVILLE	ROCK COUNTY	0.01%	\$ 77.16
54165	VILLAGE OF ORFORDVILLE	ROCK COUNTY	0.02%	\$ 142.48
54206	CITY OF BELOIT	ROCK COUNTY	0.60%	\$ 3,578.42
54221	CITY OF EDGERTON	MULTIPLE COUNTIES	0.10%	\$ 583.33
54222	CITY OF EVANSVILLE	ROCK COUNTY	0.09%	\$ 548.06
54241	CITY OF JANESVILLE	ROCK COUNTY	1.10%	\$ 6,617.24
54257	CITY OF MILTON	ROCK COUNTY	0.09%	\$ 568.49
55002	TOWN OF ATLANTA	RUSK COUNTY	0.01%	\$ 60.38
55004	TOWN OF BIG BEND	RUSK COUNTY	0.01%	\$ 45.28
55006	TOWN OF BIG FALLS	RUSK COUNTY	0.00%	\$ 20.00
55008	TOWN OF CEDAR RAPIDS	RUSK COUNTY	0.00%	\$ 20.00
55010	TOWN OF DEWEY	RUSK COUNTY	0.01%	\$ 56.34
55012	TOWN OF FLAMBEAU	RUSK COUNTY	0.02%	\$ 107.09
55014	TOWN OF GRANT	RUSK COUNTY	0.01%	\$ 72.74
55016	TOWN OF GROW	RUSK COUNTY	0.01%	\$ 41.90
55018	TOWN OF HAWKINS	RUSK COUNTY	0.00%	\$ 20.00
55020	TOWN OF HUBBARD	RUSK COUNTY	0.00%	\$ 20.00
55022	TOWN OF LAWRENCE	RUSK COUNTY	0.00%	\$ 29.41
55024	TOWN OF MARSHALL	RUSK COUNTY	0.01%	\$ 57.51
55026	TOWN OF MURRY	RUSK COUNTY	0.00%	\$ 25.89
55028	TOWN OF RICHLAND	RUSK COUNTY	0.00%	\$ 22.12
55030	TOWN OF RUSK	RUSK COUNTY	0.01%	\$ 62.98
55032	TOWN OF SOUTH FORK	RUSK COUNTY	0.00%	\$ 20.00
55034	TOWN OF STRICKLAND	RUSK COUNTY	0.00%	\$ 29.02
55036	TOWN OF STUBBS	RUSK COUNTY	0.01%	\$ 56.34
55038	TOWN OF THORNAPPLE	RUSK COUNTY	0.01%	\$ 76.64
55040	TOWN OF TRUE	RUSK COUNTY	0.00%	\$ 26.54
55042	TOWN OF WASHINGTON	RUSK COUNTY	0.01%	\$ 39.82
55044	TOWN OF WILKINSON	RUSK COUNTY	0.00%	\$ 20.00
55046	TOWN OF WILLARD	RUSK COUNTY	0.01%	\$ 54.26
55048	TOWN OF WILSON	RUSK COUNTY	0.00%	\$ 20.00
55106	VILLAGE OF BRUCE	RUSK COUNTY	0.01%	\$ 77.29
55111	Village of Conrath	Rusk County	0.00%	\$ 20.00
55131	VILLAGE OF GLEN FLORA	RUSK COUNTY	0.00%	\$ 20.00
55136	VILLAGE OF HAWKINS	RUSK COUNTY	0.01%	\$ 32.40
55141	VILLAGE OF INGRAM	RUSK COUNTY	0.00%	\$ 20.00
55181	VILLAGE OF SHELDON	RUSK COUNTY	0.00%	\$ 25.24
55186	VILLAGE OF TONY	RUSK COUNTY	0.00%	\$ 20.00
55191	VILLAGE OF WEYERHAEUSER	RUSK COUNTY	0.00%	\$ 24.98
55246	CITY OF LADYSMITH	RUSK COUNTY	0.05%	\$ 328.55
56002	TOWN OF BALDWIN	ST. CROIX COUNTY	0.02%	\$ 98.76
56004	TOWN OF CADY	ST. CROIX COUNTY	0.01%	\$ 87.18
56006	TOWN OF CYLON	ST. CROIX COUNTY	0.01%	\$ 71.96

HINDI	Jurisdiction	County	Percentage	Subgrant
56008	TOWN OF EAU GALLE	ST. CROIX COUNTY	0.02%	\$ 118.54
56010	TOWN OF EMERALD	ST. CROIX COUNTY	0.01%	\$ 82.76
56012	TOWN OF ERIN PRAIRIE	ST. CROIX COUNTY	0.01%	\$ 68.96
56014	TOWN OF FOREST	ST. CROIX COUNTY	0.01%	\$ 60.77
56016	TOWN OF GLENWOOD	ST. CROIX COUNTY	0.01%	\$ 74.17
56018	TOWN OF HAMMOND	ST. CROIX COUNTY	0.04%	\$ 234.35
56020	TOWN OF HUDSON	ST. CROIX COUNTY	0.14%	\$ 841.22
56022	TOWN OF KINNICKINNIC	ST. CROIX COUNTY	0.03%	\$ 176.05
56024	TOWN OF PLEASANT VALLEY	ST. CROIX COUNTY	0.01%	\$ 54.13
56026	TOWN OF RICHMOND	ST. CROIX COUNTY	0.06%	\$ 364.21
56028	TOWN OF RUSH RIVER	ST. CROIX COUNTY	0.01%	\$ 51.53
56030	TOWN OF ST. JOSEPH	ST. CROIX COUNTY	0.07%	\$ 418.47
56032	TOWN OF SOMERSET	ST. CROIX COUNTY	0.07%	\$ 423.15
56034	TOWN OF SPRINGFIELD	ST. CROIX COUNTY	0.02%	\$ 98.89
56036	TOWN OF STANTON	ST. CROIX COUNTY	0.01%	\$ 89.13
56038	TOWN OF STAR PRAIRIE	ST. CROIX COUNTY	0.06%	\$ 364.73
56040	TOWN OF TROY	ST. CROIX COUNTY	0.09%	\$ 540.13
56042	TOWN OF WARREN	ST. CROIX COUNTY	0.03%	\$ 169.94
56106	VILLAGE OF BALDWIN	ST. CROIX COUNTY	0.07%	\$ 417.29
56116	VILLAGE OF DEER PARK	ST. CROIX COUNTY	0.00%	\$ 23.29
56136	VILLAGE OF HAMMOND	ST. CROIX COUNTY	0.03%	\$ 180.74
56161	VILLAGE OF NORTH HUDSON	ST. CROIX COUNTY	0.07%	\$ 392.18
56176	VILLAGE OF ROBERTS	ST. CROIX COUNTY	0.03%	\$ 181.13
56181	VILLAGE OF SOMERSET	ST. CROIX COUNTY	0.05%	\$ 285.74
56182	VILLAGE OF STAR PRAIRIE	ST. CROIX COUNTY	0.01%	\$ 65.71
56191	VILLAGE OF WILSON	ST. CROIX COUNTY	0.00%	\$ 20.56
56192	VILLAGE OF WOODVILLE	ST. CROIX COUNTY	0.02%	\$ 136.89
56231	CITY OF GLENWOOD CITY	ST. CROIX COUNTY	0.02%	\$ 123.61
56236	CITY OF HUDSON	ST. CROIX COUNTY	0.25%	\$ 1,473.87
56261	CITY OF NEW RICHMOND	ST. CROIX COUNTY	0.16%	\$ 988.91
57002	TOWN OF BARABOO	SAUK COUNTY	0.03%	\$ 190.63
57004	TOWN OF BEAR CREEK	SAUK COUNTY	0.01%	\$ 63.37
57006	TOWN OF DELLONA	SAUK COUNTY	0.03%	\$ 191.15
57008	TOWN OF DELTON	SAUK COUNTY	0.04%	\$ 244.10
57010	TOWN OF EXCELSIOR	SAUK COUNTY	0.03%	\$ 166.42
57012	TOWN OF FAIRFIELD	SAUK COUNTY	0.02%	\$ 112.55
57014	TOWN OF FRANKLIN	SAUK COUNTY	0.01%	\$ 67.14
57016	TOWN OF FREEDOM	SAUK COUNTY	0.01%	\$ 48.14
57018	TOWN OF GREENFIELD	SAUK COUNTY	0.02%	\$ 98.63
57020	TOWN OF HONEY CREEK	SAUK COUNTY	0.01%	\$ 75.47
57022	TOWN OF IRONTON	SAUK COUNTY	0.01%	\$ 64.80
57024	TOWN OF LA VALLE	SAUK COUNTY	0.02%	\$ 146.78
57026	TOWN OF MERRIMAC	SAUK COUNTY	0.02%	\$ 128.30
57028	TOWN OF PRAIRIE DU SAC	SAUK COUNTY	0.02%	\$ 115.03
57030	TOWN OF REEDSBURG	SAUK COUNTY	0.02%	\$ 118.15
57032	TOWN OF SPRING GREEN	SAUK COUNTY	0.03%	\$ 192.19
57034	TOWN OF SUMPTER	SAUK COUNTY	0.02%	\$ 103.32
57036	TOWN OF TROY	SAUK COUNTY	0.01%	\$ 81.59
57038	TOWN OF WASHINGTON	SAUK COUNTY	0.02%	\$ 92.39

HINDI	Jurisdiction	County	Percentage	Subgrant
57040	TOWN OF WESTFIELD	SAUK COUNTY	0.01%	\$ 53.61
57042	TOWN OF WINFIELD	SAUK COUNTY	0.01%	\$ 89.78
57044	TOWN OF WOODLAND	SAUK COUNTY	0.01%	\$ 77.29
57141	VILLAGE OF IRONTON	SAUK COUNTY	0.00%	\$ 24.59
57146	VILLAGE OF LAKE DELTON	SAUK COUNTY	0.06%	\$ 379.43
57147	VILLAGE OF LAVALLE	SAUK COUNTY	0.01%	\$ 40.34
57148	VILLAGE OF LIME RIDGE	SAUK COUNTY	0.00%	\$ 20.00
57149	VILLAGE OF LOGANVILLE	SAUK COUNTY	0.01%	\$ 30.06
57151	VILLAGE OF MERRIMAC	SAUK COUNTY	0.01%	\$ 51.66
57161	VILLAGE OF NORTH FREEDOM	SAUK COUNTY	0.01%	\$ 60.90
57171	VILLAGE OF PLAIN	SAUK COUNTY	0.01%	\$ 77.94
57172	VILLAGE OF PRAIRIE DU SAC	SAUK COUNTY	0.07%	\$ 435.64
57176	VILLAGE OF ROCK SPRINGS	SAUK COUNTY	0.01%	\$ 31.75
57181	VILLAGE OF SAUK CITY	SAUK COUNTY	0.06%	\$ 361.47
57182	VILLAGE OF SPRING GREEN	SAUK COUNTY	0.03%	\$ 164.08
57191	VILLAGE OF WEST BARABOO	SAUK COUNTY	0.03%	\$ 168.37
57206	CITY OF BARABOO	SAUK COUNTY	0.21%	\$ 1,274.00
57276	CITY OF REEDSBURG	SAUK COUNTY	0.17%	\$ 990.60
58002	TOWN OF BASS LAKE	SAWYER COUNTY	0.04%	\$ 268.05
58004	TOWN OF COUDERAY	SAWYER COUNTY	0.01%	\$ 42.68
58006	TOWN OF DRAPER	SAWYER COUNTY	0.00%	\$ 29.93
58008	TOWN OF EDGEWATER	SAWYER COUNTY	0.01%	\$ 64.80
58010	TOWN OF HAYWARD	SAWYER COUNTY	0.06%	\$ 376.44
58012	TOWN OF HUNTER	SAWYER COUNTY	0.01%	\$ 87.70
58014	TOWN OF LENROOT	SAWYER COUNTY	0.02%	\$ 147.17
58016	TOWN OF MEADOWBROOK	SAWYER COUNTY	0.00%	\$ 20.00
58018	TOWN OF METEOR	SAWYER COUNTY	0.00%	\$ 20.00
58020	TOWN OF OJIBWA	SAWYER COUNTY	0.01%	\$ 35.65
58022	TOWN OF RADISSON	SAWYER COUNTY	0.01%	\$ 47.23
58024	TOWN OF ROUND LAKE	SAWYER COUNTY	0.02%	\$ 124.65
58026	TOWN OF SAND LAKE	SAWYER COUNTY	0.02%	\$ 100.19
58028	TOWN OF SPIDER LAKE	SAWYER COUNTY	0.01%	\$ 59.20
58030	TOWN OF WEIRGOR	SAWYER COUNTY	0.01%	\$ 35.00
58032	TOWN OF WINTER	SAWYER COUNTY	0.02%	\$ 117.37
58111	VILLAGE OF COUDERAY	SAWYER COUNTY	0.00%	\$ 20.00
58121	VILLAGE OF EXELAND	SAWYER COUNTY	0.00%	\$ 22.12
58176	VILLAGE OF RADISSON	SAWYER COUNTY	0.00%	\$ 23.16
58190	VILLAGE OF WINTER	SAWYER COUNTY	0.01%	\$ 33.83
58236	CITY OF HAYWARD	SAWYER COUNTY	0.04%	\$ 258.42
59002	TOWN OF ALMON	SHAWANO COUNTY	0.01%	\$ 57.77
59004	TOWN OF ANGELICA	SHAWANO COUNTY	0.03%	\$ 177.22
59006	TOWN OF ANIWA	SHAWANO COUNTY	0.01%	\$ 54.39
59008	TOWN OF BARTELME	SHAWANO COUNTY	0.01%	\$ 76.77
59010	TOWN OF BELLE PLAINE	SHAWANO COUNTY	0.03%	\$ 191.67
59012	TOWN OF BIRNAMWOOD	SHAWANO COUNTY	0.01%	\$ 67.79
59014	TOWN OF FAIRBANKS	SHAWANO COUNTY	0.01%	\$ 58.29
59016	TOWN OF GERMANIA	SHAWANO COUNTY	0.01%	\$ 36.56
59018	TOWN OF GRANT	SHAWANO COUNTY	0.02%	\$ 96.16
59020	TOWN OF GREEN VALLEY	SHAWANO COUNTY	0.02%	\$ 103.84

HINDI	Jurisdiction	County	Percentage	Subgrant
59022	TOWN OF HARTLAND	SHAWANO COUNTY	0.01%	\$ 78.85
59024	TOWN OF HERMAN	SHAWANO COUNTY	0.01%	\$ 75.60
59026	TOWN OF HUTCHINS	SHAWANO COUNTY	0.01%	\$ 53.22
59028	TOWN OF LESSOR	SHAWANO COUNTY	0.02%	\$ 123.35
59030	TOWN OF MAPLE GROVE	SHAWANO COUNTY	0.02%	\$ 97.33
59032	TOWN OF MORRIS	SHAWANO COUNTY	0.01%	\$ 40.34
59034	TOWN OF NAVARINO	SHAWANO COUNTY	0.01%	\$ 43.59
59036	TOWN OF PELLA	SHAWANO COUNTY	0.02%	\$ 96.42
59038	TOWN OF RED SPRINGS	SHAWANO COUNTY	0.02%	\$ 102.27
59040	TOWN OF RICHMOND	SHAWANO COUNTY	0.03%	\$ 193.75
59042	TOWN OF SENECA	SHAWANO COUNTY	0.01%	\$ 53.22
59044	TOWN OF WASHINGTON	SHAWANO COUNTY	0.03%	\$ 206.76
59046	TOWN OF WAUKECHON	SHAWANO COUNTY	0.02%	\$ 98.50
59048	TOWN OF WESCOTT	SHAWANO COUNTY	0.06%	\$ 358.87
59050	TOWN OF WITTENBERG	SHAWANO COUNTY	0.01%	\$ 86.27
59101	VILLAGE OF ANIWA	SHAWANO COUNTY	0.00%	\$ 24.72
59106	VILLAGE OF BIRNAMWOOD	MULTIPLE COUNTIES	0.01%	\$ 73.91
59107	VILLAGE OF BONDUDEL	SHAWANO COUNTY	0.02%	\$ 140.14
59108	VILLAGE OF BOWLER	SHAWANO COUNTY	0.01%	\$ 30.84
59111	VILLAGE OF CECIL	SHAWANO COUNTY	0.01%	\$ 59.33
59121	VILLAGE OF ELAND	SHAWANO COUNTY	0.00%	\$ 21.34
59131	VILLAGE OF GRESHAM	SHAWANO COUNTY	0.01%	\$ 55.17
59151	VILLAGE OF MATTOON	SHAWANO COUNTY	0.01%	\$ 37.21
59186	VILLAGE OF TIGERTON	SHAWANO COUNTY	0.01%	\$ 72.09
59191	VILLAGE OF WITTENBERG	SHAWANO COUNTY	0.02%	\$ 99.67
59281	CITY OF SHAWANO	SHAWANO COUNTY	0.15%	\$ 923.46
60002	TOWN OF GREENBUSH	SHEBOYGAN COUNTY	0.04%	\$ 211.97
60004	TOWN OF HERMAN	SHEBOYGAN COUNTY	0.04%	\$ 238.90
60006	TOWN OF HOLLAND	SHEBOYGAN COUNTY	0.04%	\$ 236.56
60008	TOWN OF LIMA	SHEBOYGAN COUNTY	0.05%	\$ 295.11
60010	TOWN OF LYNDON	SHEBOYGAN COUNTY	0.03%	\$ 159.40
60012	TOWN OF MITCHELL	SHEBOYGAN COUNTY	0.04%	\$ 216.39
60014	TOWN OF MOSEL	SHEBOYGAN COUNTY	0.01%	\$ 77.55
60016	TOWN OF PLYMOUTH	SHEBOYGAN COUNTY	0.05%	\$ 326.60
60018	TOWN OF RHINE	SHEBOYGAN COUNTY	0.04%	\$ 235.78
60020	TOWN OF RUSSELL	SHEBOYGAN COUNTY	0.01%	\$ 37.60
60022	TOWN OF SCOTT	SHEBOYGAN COUNTY	0.03%	\$ 187.24
60024	TOWN OF SHEBOYGAN	SHEBOYGAN COUNTY	0.14%	\$ 845.65
60026	TOWN OF SHEBOYGAN FALLS	SHEBOYGAN COUNTY	0.03%	\$ 181.00
60028	TOWN OF SHERMAN	SHEBOYGAN COUNTY	0.03%	\$ 157.31
60030	TOWN OF WILSON	SHEBOYGAN COUNTY	0.06%	\$ 359.65
60101	VILLAGE OF ADELL	SHEBOYGAN COUNTY	0.01%	\$ 51.79
60111	VILLAGE OF CASCADE	SHEBOYGAN COUNTY	0.01%	\$ 74.82
60112	VILLAGE OF CEDAR GROVE	SHEBOYGAN COUNTY	0.03%	\$ 208.06
60121	VILLAGE OF ELKHART LAKE	SHEBOYGAN COUNTY	0.02%	\$ 105.27
60131	VILLAGE OF GLENBEULAH	SHEBOYGAN COUNTY	0.01%	\$ 47.49
60135	VILLAGE OF HOWARDS GROVE	SHEBOYGAN COUNTY	0.05%	\$ 325.56
60141	VILLAGE OF KOHLER	SHEBOYGAN COUNTY	0.03%	\$ 206.37
60165	VILLAGE OF OOSTBURG	SHEBOYGAN COUNTY	0.05%	\$ 298.49

HINDI	Jurisdiction	County	Percentage	Subgrant
60176	VILLAGE OF RANDOM LAKE	SHEBOYGAN COUNTY	0.03%	\$ 163.69
60191	VILLAGE OF WALDO	SHEBOYGAN COUNTY	0.01%	\$ 48.14
60271	CITY OF PLYMOUTH	SHEBOYGAN COUNTY	0.15%	\$ 912.92
60281	CITY OF SHEBOYGAN	SHEBOYGAN COUNTY	0.82%	\$ 4,942.08
60282	CITY OF SHEBOYGAN FALLS	SHEBOYGAN COUNTY	0.15%	\$ 876.10
61002	TOWN OF AURORA	TAYLOR COUNTY	0.01%	\$ 40.34
61004	TOWN OF BROWNING	TAYLOR COUNTY	0.01%	\$ 87.83
61006	TOWN OF CHELSEA	TAYLOR COUNTY	0.01%	\$ 72.22
61008	TOWN OF CLEVELAND	TAYLOR COUNTY	0.00%	\$ 24.07
61010	TOWN OF DEER CREEK	TAYLOR COUNTY	0.01%	\$ 65.97
61012	TOWN OF FORD	TAYLOR COUNTY	0.00%	\$ 26.41
61014	TOWN OF GOODRICH	TAYLOR COUNTY	0.01%	\$ 45.15
61016	TOWN OF GREENWOOD	TAYLOR COUNTY	0.01%	\$ 64.02
61018	TOWN OF GROVER	TAYLOR COUNTY	0.00%	\$ 22.77
61020	TOWN OF HAMMEL	TAYLOR COUNTY	0.01%	\$ 72.48
61022	TOWN OF HOLWAY	TAYLOR COUNTY	0.01%	\$ 81.32
61024	TOWN OF JUMP RIVER	TAYLOR COUNTY	0.00%	\$ 29.02
61026	TOWN OF LITTLE BLACK	TAYLOR COUNTY	0.02%	\$ 111.77
61028	TOWN OF MAPLEHURST	TAYLOR COUNTY	0.01%	\$ 33.57
61030	TOWN OF MCKINLEY	TAYLOR COUNTY	0.01%	\$ 38.39
61032	TOWN OF MEDFORD	TAYLOR COUNTY	0.04%	\$ 248.01
61034	TOWN OF MOLITOR	TAYLOR COUNTY	0.01%	\$ 30.19
61036	TOWN OF PERSHING	TAYLOR COUNTY	0.00%	\$ 20.00
61038	TOWN OF RIB LAKE	TAYLOR COUNTY	0.01%	\$ 77.94
61040	TOWN OF ROOSEVELT	TAYLOR COUNTY	0.01%	\$ 42.55
61042	TOWN OF TAFT	TAYLOR COUNTY	0.01%	\$ 30.06
61044	TOWN OF WESTBORO	TAYLOR COUNTY	0.01%	\$ 71.70
61131	VILLAGE OF GILMAN	TAYLOR COUNTY	0.01%	\$ 38.52
61146	VILLAGE OF LUBLIN	TAYLOR COUNTY	0.00%	\$ 20.00
61176	VILLAGE OF RIB LAKE	TAYLOR COUNTY	0.01%	\$ 88.74
61181	VILLAGE OF STETSONVILLE	TAYLOR COUNTY	0.01%	\$ 54.91
61251	CITY OF MEDFORD	TAYLOR COUNTY	0.07%	\$ 440.59
62002	TOWN OF ALBION	TREMPEALEAU COUNTY	0.01%	\$ 67.27
62004	TOWN OF ARCADIA	TREMPEALEAU COUNTY	0.03%	\$ 173.58
62006	TOWN OF BURNSIDE	TREMPEALEAU COUNTY	0.01%	\$ 52.18
62008	TOWN OF CALEDONIA	TREMPEALEAU COUNTY	0.02%	\$ 95.51
62010	TOWN OF CHIMNEY ROCK	TREMPEALEAU COUNTY	0.00%	\$ 26.41
62012	TOWN OF DODGE	TREMPEALEAU COUNTY	0.01%	\$ 40.60
62014	TOWN OF ETTRICK	TREMPEALEAU COUNTY	0.02%	\$ 130.77
62016	TOWN OF GALE	TREMPEALEAU COUNTY	0.03%	\$ 173.32
62018	TOWN OF HALE	TREMPEALEAU COUNTY	0.02%	\$ 105.01
62020	TOWN OF LINCOLN	TREMPEALEAU COUNTY	0.01%	\$ 85.10
62022	TOWN OF PIGEON	TREMPEALEAU COUNTY	0.02%	\$ 91.08
62024	TOWN OF PRESTON	TREMPEALEAU COUNTY	0.01%	\$ 87.44
62026	TOWN OF SUMNER	TREMPEALEAU COUNTY	0.01%	\$ 84.58
62028	TOWN OF TREMPEALEAU	TREMPEALEAU COUNTY	0.03%	\$ 195.96
62030	TOWN OF UNITY	TREMPEALEAU COUNTY	0.01%	\$ 52.70
62121	VILLAGE OF ELEVA	TREMPEALEAU COUNTY	0.01%	\$ 67.27
62122	VILLAGE OF ETTRICK	TREMPEALEAU COUNTY	0.01%	\$ 52.96

HINDI	Jurisdiction	County	Percentage	Subgrant
62173	VILLAGE OF PIGEON FALLS	TREMPEALEAU COUNTY	0.01%	\$ 41.64
62181	VILLAGE OF STRUM	TREMPEALEAU COUNTY	0.02%	\$ 103.84
62186	VILLAGE OF TREMPEALEAU	TREMPEALEAU COUNTY	0.03%	\$ 188.54
62201	CITY OF ARCADIA	TREMPEALEAU COUNTY	0.05%	\$ 313.98
62206	CITY OF BLAIR	TREMPEALEAU COUNTY	0.02%	\$ 129.99
62231	CITY OF GALESVILLE	TREMPEALEAU COUNTY	0.03%	\$ 169.03
62241	CITY OF INDEPENDENCE	TREMPEALEAU COUNTY	0.02%	\$ 140.66
62265	CITY OF OSSEO	TREMPEALEAU COUNTY	0.03%	\$ 176.96
62291	CITY OF WHITEHALL	TREMPEALEAU COUNTY	0.03%	\$ 165.90
63002	TOWN OF BERGEN	VERNON COUNTY	0.02%	\$ 138.97
63004	TOWN OF CHRISTIANA	VERNON COUNTY	0.02%	\$ 98.37
63006	TOWN OF CLINTON	VERNON COUNTY	0.02%	\$ 101.10
63008	TOWN OF COON	VERNON COUNTY	0.01%	\$ 76.12
63010	TOWN OF FOREST	VERNON COUNTY	0.01%	\$ 57.25
63012	TOWN OF FRANKLIN	VERNON COUNTY	0.02%	\$ 104.75
63014	TOWN OF GENOA	VERNON COUNTY	0.01%	\$ 75.86
63016	TOWN OF GREENWOOD	VERNON COUNTY	0.01%	\$ 71.57
63018	TOWN OF HAMBURG	VERNON COUNTY	0.02%	\$ 91.99
63020	TOWN OF HARMONY	VERNON COUNTY	0.01%	\$ 75.21
63022	TOWN OF HILLSBORO	VERNON COUNTY	0.01%	\$ 74.56
63024	TOWN OF JEFFERSON	VERNON COUNTY	0.02%	\$ 123.09
63026	TOWN OF KICKAPOO	VERNON COUNTY	0.01%	\$ 63.37
63028	TOWN OF LIBERTY	VERNON COUNTY	0.01%	\$ 32.92
63030	TOWN OF STARK	VERNON COUNTY	0.01%	\$ 36.95
63032	TOWN OF STERLING	VERNON COUNTY	0.01%	\$ 55.56
63034	TOWN OF UNION	VERNON COUNTY	0.01%	\$ 65.19
63036	TOWN OF VIROQUA	VERNON COUNTY	0.03%	\$ 176.18
63038	TOWN OF WEBSTER	VERNON COUNTY	0.01%	\$ 71.57
63040	TOWN OF WHEATLAND	VERNON COUNTY	0.01%	\$ 64.41
63042	TOWN OF WHITESTOWN	VERNON COUNTY	0.01%	\$ 53.61
63111	VILLAGE OF CHASEBURG	VERNON COUNTY	0.00%	\$ 26.15
63112	VILLAGE OF COON VALLEY	VERNON COUNTY	0.01%	\$ 75.86
63116	VILLAGE OF DE SOTO	MULTIPLE COUNTIES	0.01%	\$ 32.53
63131	VILLAGE OF GENOA	VERNON COUNTY	0.00%	\$ 24.72
63146	VILLAGE OF LA FARGE	VERNON COUNTY	0.01%	\$ 75.08
63165	VILLAGE OF ONTARIO	MULTIPLE COUNTIES	0.01%	\$ 51.01
63176	VILLAGE OF READSTOWN	VERNON COUNTY	0.01%	\$ 39.43
63181	VILLAGE OF STODDARD	VERNON COUNTY	0.01%	\$ 85.49
63236	CITY OF HILLSBORO	VERNON COUNTY	0.02%	\$ 139.23
63286	CITY OF VIROQUA	VERNON COUNTY	0.08%	\$ 463.10
63291	CITY OF WESTBY	VERNON COUNTY	0.04%	\$ 222.37
64002	TOWN OF ARBOR VITAE	VILAS COUNTY	0.06%	\$ 373.57
64004	TOWN OF BOULDER JUNCTION	VILAS COUNTY	0.02%	\$ 124.52
64006	TOWN OF CLOVERLAND	VILAS COUNTY	0.02%	\$ 120.49
64008	TOWN OF CONOVER	VILAS COUNTY	0.02%	\$ 144.17
64010	TOWN OF LAC DU FLAMBEAU	VILAS COUNTY	0.06%	\$ 345.08
64012	TOWN OF LAND O	LAKES	0.02%	\$ 111.64
64014	TOWN OF LINCOLN	VILAS COUNTY	0.05%	\$ 285.48
64016	TOWN OF MANITOWISH WATERS	VILAS COUNTY	0.01%	\$ 73.78

HINDI	Jurisdiction	County	Percentage	Subgrant
64018	TOWN OF PHELPS	VILAS COUNTY	0.02%	\$ 141.18
64020	TOWN OF PLUM LAKE	VILAS COUNTY	0.01%	\$ 63.89
64022	TOWN OF PRESQUE ISLE	VILAS COUNTY	0.02%	\$ 95.25
64024	TOWN OF ST. GERMAIN	VILAS COUNTY	0.04%	\$ 237.21
64026	TOWN OF WASHINGTON	VILAS COUNTY	0.03%	\$ 179.96
64028	TOWN OF WINCHESTER	VILAS COUNTY	0.01%	\$ 62.46
64221	CITY OF EAGLE RIVER	VILAS COUNTY	0.03%	\$ 172.54
65002	TOWN OF BLOOMFIELD	WALWORTH COUNTY	0.03%	\$ 176.18
65004	TOWN OF DARIEN	WALWORTH COUNTY	0.03%	\$ 173.97
65006	TOWN OF DELAVAN	WALWORTH COUNTY	0.09%	\$ 565.89
65008	TOWN OF EAST TROY	WALWORTH COUNTY	0.07%	\$ 422.24
65010	TOWN OF GENEVA	WALWORTH COUNTY	0.10%	\$ 571.75
65012	TOWN OF LAFAYETTE	WALWORTH COUNTY	0.03%	\$ 208.58
65014	TOWN OF LA GRANGE	WALWORTH COUNTY	0.04%	\$ 263.88
65016	TOWN OF LINN	WALWORTH COUNTY	0.05%	\$ 283.53
65018	TOWN OF LYONS	WALWORTH COUNTY	0.06%	\$ 379.04
65020	TOWN OF RICHMOND	WALWORTH COUNTY	0.03%	\$ 197.65
65022	TOWN OF SHARON	WALWORTH COUNTY	0.02%	\$ 91.99
65024	TOWN OF SPRING PRAIRIE	WALWORTH COUNTY	0.04%	\$ 222.50
65026	TOWN OF SUGAR CREEK	WALWORTH COUNTY	0.07%	\$ 396.47
65028	TOWN OF TROY	WALWORTH COUNTY	0.04%	\$ 248.66
65030	TOWN OF WALWORTH	WALWORTH COUNTY	0.03%	\$ 158.88
65032	TOWN OF WHITEWATER	WALWORTH COUNTY	0.03%	\$ 158.10
65115	VILLAGE OF BLOOMFIELD	WALWORTH COUNTY	0.08%	\$ 475.33
65116	VILLAGE OF DARIEN	WALWORTH COUNTY	0.03%	\$ 156.40
65121	VILLAGE OF EAST TROY	WALWORTH COUNTY	0.08%	\$ 472.59
65126	VILLAGE OF FONTANA	WALWORTH COUNTY	0.04%	\$ 212.88
65131	VILLAGE OF GENOA CITY	MULTIPLE COUNTIES	0.05%	\$ 280.54
65181	VILLAGE OF SHARON	WALWORTH COUNTY	0.03%	\$ 155.10
65191	VILLAGE OF WALWORTH	WALWORTH COUNTY	0.05%	\$ 274.68
65192	VILLAGE OF WILLIAMS BAY	WALWORTH COUNTY	0.05%	\$ 306.43
65216	CITY OF DELAVAN	WALWORTH COUNTY	0.14%	\$ 835.37
65221	CITY OF ELKHORN	WALWORTH COUNTY	0.17%	\$ 1,000.36
65246	CITY OF LAKE GENEVA	WALWORTH COUNTY	0.14%	\$ 866.86
65291	CITY OF WHITEWATER	MULTIPLE COUNTIES	0.31%	\$ 1,851.86
66002	TOWN OF BARRONETT	WASHBURN COUNTY	0.01%	\$ 43.46
66004	TOWN OF BASHAW	WASHBURN COUNTY	0.02%	\$ 112.68
66006	TOWN OF BASS LAKE	WASHBURN COUNTY	0.01%	\$ 59.20
66008	TOWN OF BEAVER BROOK	WASHBURN COUNTY	0.01%	\$ 80.15
66010	TOWN OF BIRCHWOOD	WASHBURN COUNTY	0.01%	\$ 67.66
66012	TOWN OF BROOKLYN	WASHBURN COUNTY	0.01%	\$ 34.35
66014	TOWN OF CASEY	WASHBURN COUNTY	0.01%	\$ 48.53
66016	TOWN OF CHICOG	WASHBURN COUNTY	0.01%	\$ 34.74
66018	TOWN OF CRYSTAL	WASHBURN COUNTY	0.01%	\$ 30.32
66020	TOWN OF EVERGREEN	WASHBURN COUNTY	0.02%	\$ 121.27
66022	TOWN OF FROG CREEK	WASHBURN COUNTY	0.00%	\$ 20.00
66024	TOWN OF GULL LAKE	WASHBURN COUNTY	0.00%	\$ 22.12
66026	TOWN OF LONG LAKE	WASHBURN COUNTY	0.01%	\$ 70.92
66028	TOWN OF MADGE	WASHBURN COUNTY	0.01%	\$ 59.99

HINDI	Jurisdiction	County	Percentage	Subgrant
66030	TOWN OF MINONG	WASHBURN COUNTY	0.02%	\$ 112.55
66032	TOWN OF SARONA	WASHBURN COUNTY	0.01%	\$ 43.98
66034	TOWN OF SPOONER	WASHBURN COUNTY	0.01%	\$ 83.54
66036	TOWN OF SPRINGBROOK	WASHBURN COUNTY	0.01%	\$ 55.30
66038	TOWN OF STINNETT	WASHBURN COUNTY	0.00%	\$ 22.38
66040	TOWN OF STONE LAKE	WASHBURN COUNTY	0.01%	\$ 55.04
66042	TOWN OF TREGO	WASHBURN COUNTY	0.02%	\$ 99.28
66106	VILLAGE OF BIRCHWOOD	WASHBURN COUNTY	0.01%	\$ 42.94
66151	VILLAGE OF MINONG	WASHBURN COUNTY	0.01%	\$ 57.90
66281	CITY OF SPOONER	WASHBURN COUNTY	0.04%	\$ 255.29
66282	CITY OF SHELL LAKE	WASHBURN COUNTY	0.02%	\$ 142.87
67002	TOWN OF ADDISON	WASHINGTON COUNTY	0.06%	\$ 353.54
67004	TOWN OF BARTON	WASHINGTON COUNTY	0.05%	\$ 288.09
67006	TOWN OF ERIN	WASHINGTON COUNTY	0.07%	\$ 395.56
67008	TOWN OF FARMINGTON	WASHINGTON COUNTY	0.06%	\$ 384.37
67010	TOWN OF GERMANTOWN	WASHINGTON COUNTY	0.00%	\$ 25.76
67012	TOWN OF HARTFORD	WASHINGTON COUNTY	0.06%	\$ 359.26
67014	TOWN OF JACKSON	WASHINGTON COUNTY	0.08%	\$ 462.97
67016	TOWN OF KEWASKUM	WASHINGTON COUNTY	0.02%	\$ 116.59
67018	TOWN OF POLK	WASHINGTON COUNTY	0.07%	\$ 409.62
67022	TOWN OF TRENTON	WASHINGTON COUNTY	0.08%	\$ 485.35
67024	TOWN OF WAYNE	WASHINGTON COUNTY	0.04%	\$ 221.98
67026	TOWN OF WEST BEND	WASHINGTON COUNTY	0.08%	\$ 474.29
67131	VILLAGE OF GERMANTOWN	WASHINGTON COUNTY	0.35%	\$ 2,120.17
67141	VILLAGE OF JACKSON	WASHINGTON COUNTY	0.12%	\$ 747.28
67142	VILLAGE OF KEWASKUM	MULTIPLE COUNTIES	0.07%	\$ 428.87
67161	VILLAGE OF NEWBURG	MULTIPLE COUNTIES	0.02%	\$ 116.33
67166	VILLAGE OF RICHFIELD	WASHINGTON COUNTY	0.20%	\$ 1,205.56
67181	VILLAGE OF SLINGER	WASHINGTON COUNTY	0.10%	\$ 570.44
67236	CITY OF HARTFORD	MULTIPLE COUNTIES	0.26%	\$ 1,547.77
67291	CITY OF WEST BEND	WASHINGTON COUNTY	0.54%	\$ 3,222.81
68002	TOWN OF BROOKFIELD	WAUKESHA COUNTY	0.12%	\$ 714.10
68004	TOWN OF DELAFIELD	WAUKESHA COUNTY	0.14%	\$ 814.94
68006	TOWN OF EAGLE	WAUKESHA COUNTY	0.06%	\$ 360.95
68008	TOWN OF GENESEE	WAUKESHA COUNTY	0.12%	\$ 745.85
68010	TOWN OF LISBON	WAUKESHA COUNTY	0.18%	\$ 1,061.13
68014	TOWN OF MERTON	WAUKESHA COUNTY	0.14%	\$ 845.78
68016	TOWN OF MUKWONAGO	WAUKESHA COUNTY	0.13%	\$ 778.12
68022	TOWN OF OCONOMOWOC	WAUKESHA COUNTY	0.15%	\$ 919.69
68024	TOWN OF OTTAWA	WAUKESHA COUNTY	0.07%	\$ 391.40
68106	VILLAGE OF BIG BEND	WAUKESHA COUNTY	0.02%	\$ 144.56
68107	VILLAGE OF BUTLER	WAUKESHA COUNTY	0.03%	\$ 185.29
68111	VILLAGE OF CHENEQUA	WAUKESHA COUNTY	0.01%	\$ 55.82
68116	VILLAGE OF DOUSMAN	WAUKESHA COUNTY	0.04%	\$ 244.63
68121	VILLAGE OF EAGLE	WAUKESHA COUNTY	0.03%	\$ 204.68
68122	VILLAGE OF ELM GROVE	WAUKESHA COUNTY	0.10%	\$ 627.83
68136	VILLAGE OF HARTLAND	WAUKESHA COUNTY	0.16%	\$ 931.79
68146	VILLAGE OF LAC LA BELLE	MULTIPLE COUNTIES	0.00%	\$ 29.80
68147	VILLAGE OF LANNON	WAUKESHA COUNTY	0.02%	\$ 134.80

HINDI	Jurisdiction	County	Percentage	Subgrant
68151	VILLAGE OF MENOMONEE FALLS	WAUKESHA COUNTY	0.65%	\$ 3,925.84
68152	VILLAGE OF MERTON	WAUKESHA COUNTY	0.05%	\$ 317.10
68153	VILLAGE OF MUKWONAGO	MULTIPLE COUNTIES	0.13%	\$ 808.82
68158	VILLAGE OF NASHOTAH	WAUKESHA COUNTY	0.02%	\$ 132.07
68161	VILLAGE OF NORTH PRAIRIE	WAUKESHA COUNTY	0.04%	\$ 220.03
68166	VILLAGE OF OCONOMOWOC LAKE	WAUKESHA COUNTY	0.01%	\$ 61.03
68171	VILLAGE OF PEWAUKEE	WAUKESHA COUNTY	0.14%	\$ 868.81
68172	VILLAGE OF SUMMIT	WAUKESHA COUNTY	0.08%	\$ 495.76
68181	VILLAGE OF SUSSEX	WAUKESHA COUNTY	0.19%	\$ 1,128.92
68186	VILLAGE OF VERNON	WAUKESHA COUNTY	0.13%	\$ 779.42
68191	VILLAGE OF WALES	WAUKESHA COUNTY	0.05%	\$ 287.04
68195	VILLAGE OF WAUKESHA	WAUKESHA COUNTY	0.15%	\$ 883.25
68206	CITY OF BROOKFIELD	WAUKESHA COUNTY	0.68%	\$ 4,108.27
68216	CITY OF DELAFIELD	WAUKESHA COUNTY	0.13%	\$ 752.61
68251	CITY OF MUSKEGO	WAUKESHA COUNTY	0.42%	\$ 2,523.02
68261	CITY OF NEW BERLIN	WAUKESHA COUNTY	0.71%	\$ 4,231.88
68265	CITY OF OCONOMOWOC	WAUKESHA COUNTY	0.30%	\$ 1,817.25
68270	CITY OF PEWAUKEE	WAUKESHA COUNTY	0.27%	\$ 1,610.88
68291	CITY OF WAUKESHA	WAUKESHA COUNTY	1.21%	\$ 7,277.86
69002	TOWN OF BEAR CREEK	WAUPACA COUNTY	0.01%	\$ 78.33
69004	TOWN OF CALEDONIA	WAUPACA COUNTY	0.03%	\$ 176.05
69006	TOWN OF DAYTON	WAUPACA COUNTY	0.05%	\$ 280.54
69008	TOWN OF DUPONT	WAUPACA COUNTY	0.01%	\$ 68.31
69010	TOWN OF FARMINGTON	WAUPACA COUNTY	0.07%	\$ 401.94
69012	TOWN OF FREMONT	WAUPACA COUNTY	0.01%	\$ 69.87
69014	TOWN OF HARRISON	WAUPACA COUNTY	0.01%	\$ 50.36
69016	TOWN OF HELVETIA	WAUPACA COUNTY	0.01%	\$ 74.69
69018	TOWN OF IOLA	WAUPACA COUNTY	0.02%	\$ 100.84
69020	TOWN OF LARRABEE	WAUPACA COUNTY	0.02%	\$ 132.20
69022	TOWN OF LEBANON	WAUPACA COUNTY	0.03%	\$ 168.11
69024	TOWN OF LIND	WAUPACA COUNTY	0.03%	\$ 162.52
69026	TOWN OF LITTLE WOLF	WAUPACA COUNTY	0.02%	\$ 146.12
69028	TOWN OF MATTESON	WAUPACA COUNTY	0.02%	\$ 98.24
69030	TOWN OF MUKWA	WAUPACA COUNTY	0.05%	\$ 296.67
69032	TOWN OF ROYALTON	WAUPACA COUNTY	0.02%	\$ 146.12
69034	TOWN OF SAINT LAWRENCE	WAUPACA COUNTY	0.01%	\$ 74.17
69036	TOWN OF SCANDINAVIA	WAUPACA COUNTY	0.02%	\$ 115.03
69038	TOWN OF UNION	WAUPACA COUNTY	0.01%	\$ 79.50
69040	TOWN OF WAUPACA	WAUPACA COUNTY	0.02%	\$ 124.39
69042	TOWN OF WEYAUWEGA	WAUPACA COUNTY	0.01%	\$ 58.42
69044	TOWN OF WYOMING	WAUPACA COUNTY	0.01%	\$ 32.92
69106	VILLAGE OF BIG FALLS	WAUPACA COUNTY	0.00%	\$ 20.00
69121	VILLAGE OF EMBARRASS	WAUPACA COUNTY	0.01%	\$ 38.13
69126	VILLAGE OF FREMONT	WAUPACA COUNTY	0.01%	\$ 74.82
69141	VILLAGE OF IOLA	WAUPACA COUNTY	0.02%	\$ 129.34
69165	VILLAGE OF OGDENSBURG	WAUPACA COUNTY	0.00%	\$ 20.17
69181	VILLAGE OF SCANDINAVIA	WAUPACA COUNTY	0.01%	\$ 36.95
69211	CITY OF CLINTONVILLE	WAUPACA COUNTY	0.08%	\$ 468.56
69251	CITY OF MANAWA	WAUPACA COUNTY	0.02%	\$ 139.36

HINDI	Jurisdiction	County	Percentage	Subgrant
69252	CITY OF MARION	MULTIPLE COUNTIES	0.02%	\$ 133.24
69261	CITY OF NEW LONDON	MULTIPLE COUNTIES	0.12%	\$ 735.18
69291	CITY OF WAUPACA	WAUPACA COUNTY	0.11%	\$ 650.86
69292	CITY OF WEYAUWEGA	WAUPACA COUNTY	0.03%	\$ 183.86
70002	TOWN OF AURORA	WAUSHARA COUNTY	0.02%	\$ 103.97
70004	TOWN OF BLOOMFIELD	WAUSHARA COUNTY	0.02%	\$ 110.60
70006	TOWN OF COLOMA	WAUSHARA COUNTY	0.01%	\$ 75.99
70008	TOWN OF DAKOTA	WAUSHARA COUNTY	0.02%	\$ 122.83
70010	TOWN OF DEERFIELD	WAUSHARA COUNTY	0.01%	\$ 74.17
70012	TOWN OF HANCOCK	WAUSHARA COUNTY	0.01%	\$ 60.12
70014	TOWN OF LEON	WAUSHARA COUNTY	0.03%	\$ 164.47
70016	TOWN OF MARION	WAUSHARA COUNTY	0.04%	\$ 229.79
70018	TOWN OF MOUNT MORRIS	WAUSHARA COUNTY	0.02%	\$ 121.14
70020	TOWN OF OASIS	WAUSHARA COUNTY	0.01%	\$ 39.30
70022	TOWN OF PLAINFIELD	WAUSHARA COUNTY	0.01%	\$ 50.23
70024	TOWN OF POY SIPPI	WAUSHARA COUNTY	0.02%	\$ 96.03
70026	TOWN OF RICHFORD	WAUSHARA COUNTY	0.01%	\$ 66.49
70028	TOWN OF ROSE	WAUSHARA COUNTY	0.01%	\$ 72.87
70030	TOWN OF SAXEVILLE	WAUSHARA COUNTY	0.02%	\$ 108.39
70032	TOWN OF SPRINGWATER	WAUSHARA COUNTY	0.02%	\$ 144.69
70034	TOWN OF WARREN	WAUSHARA COUNTY	0.01%	\$ 68.18
70036	TOWN OF WAUTOMA	WAUSHARA COUNTY	0.02%	\$ 134.93
70111	VILLAGE OF COLOMA	WAUSHARA COUNTY	0.01%	\$ 46.32
70136	VILLAGE OF HANCOCK	WAUSHARA COUNTY	0.01%	\$ 41.51
70146	VILLAGE OF LOHRVILLE	WAUSHARA COUNTY	0.01%	\$ 45.41
70171	VILLAGE OF PLAINFIELD	WAUSHARA COUNTY	0.01%	\$ 85.23
70176	VILLAGE OF REDGRANITE	WAUSHARA COUNTY	0.04%	\$ 240.72
70191	VILLAGE OF WILD ROSE	WAUSHARA COUNTY	0.01%	\$ 81.32
70291	CITY OF WAUTOMA	WAUSHARA COUNTY	0.04%	\$ 216.39
71002	TOWN OF ALGOMA	WINNEBAGO COUNTY	0.11%	\$ 679.49
71004	TOWN OF BLACK WOLF	WINNEBAGO COUNTY	0.04%	\$ 252.82
71006	TOWN OF CLAYTON	WINNEBAGO COUNTY	0.07%	\$ 425.62
71010	TOWN OF NEENAH	WINNEBAGO COUNTY	0.06%	\$ 360.17
71012	TOWN OF NEKIMI	WINNEBAGO COUNTY	0.02%	\$ 143.00
71014	TOWN OF NEPEUSKUN	WINNEBAGO COUNTY	0.01%	\$ 73.39
71016	TOWN OF OMRO	WINNEBAGO COUNTY	0.04%	\$ 235.26
71018	TOWN OF OSHKOSH	WINNEBAGO COUNTY	0.04%	\$ 262.71
71020	TOWN OF POYGAN	WINNEBAGO COUNTY	0.02%	\$ 133.76
71022	TOWN OF RUSHFORD	WINNEBAGO COUNTY	0.03%	\$ 161.87
71024	TOWN OF UTICA	WINNEBAGO COUNTY	0.02%	\$ 136.63
71026	TOWN OF VINLAND	WINNEBAGO COUNTY	0.03%	\$ 189.32
71028	TOWN OF WINCHESTER	WINNEBAGO COUNTY	0.03%	\$ 183.86
71030	TOWN OF WINNECONNE	WINNEBAGO COUNTY	0.04%	\$ 268.70
71032	TOWN OF WOLF RIVER	WINNEBAGO COUNTY	0.02%	\$ 133.89
71121	VILLAGE OF FOX CROSSING	MULTIPLE COUNTIES	0.33%	\$ 1,962.86
71191	VILLAGE OF WINNECONNE	WINNEBAGO COUNTY	0.04%	\$ 257.25
71251	CITY OF MENASHA	MULTIPLE COUNTIES	0.31%	\$ 1,846.66
71261	CITY OF NEENAH	WINNEBAGO COUNTY	0.45%	\$ 2,698.03
71265	CITY OF OMRO	WINNEBAGO COUNTY	0.06%	\$ 360.82

HINDI	Jurisdiction	County	Percentage	Subgrant
71266	CITY OF OSHKOSH	WINNEBAGO COUNTY	1.18%	\$ 7,109.35
72002	TOWN OF ARPIN	WOOD COUNTY	0.01%	\$ 88.61
72004	TOWN OF AUBURNDALE	WOOD COUNTY	0.01%	\$ 78.46
72006	TOWN OF CAMERON	WOOD COUNTY	0.01%	\$ 54.26
72008	TOWN OF CARY	WOOD COUNTY	0.01%	\$ 41.38
72010	TOWN OF CRANMOOR	WOOD COUNTY	0.00%	\$ 20.00
72012	TOWN OF DEXTER	WOOD COUNTY	0.01%	\$ 36.69
72014	TOWN OF GRAND RAPIDS	WOOD COUNTY	0.13%	\$ 778.64
72016	TOWN OF HANSEN	WOOD COUNTY	0.01%	\$ 72.22
72018	TOWN OF HILES	WOOD COUNTY	0.00%	\$ 20.00
72020	TOWN OF LINCOLN	WOOD COUNTY	0.03%	\$ 159.92
72022	TOWN OF MARSHFIELD	WOOD COUNTY	0.01%	\$ 78.85
72024	TOWN OF MILLADORE	WOOD COUNTY	0.01%	\$ 66.88
72026	TOWN OF PORT EDWARDS	WOOD COUNTY	0.02%	\$ 142.61
72028	TOWN OF REMINGTON	WOOD COUNTY	0.00%	\$ 25.50
72030	TOWN OF RICHFIELD	WOOD COUNTY	0.03%	\$ 158.88
72032	TOWN OF ROCK	WOOD COUNTY	0.01%	\$ 83.02
72034	TOWN OF RUDOLPH	WOOD COUNTY	0.02%	\$ 102.40
72036	TOWN OF SARATOGA	WOOD COUNTY	0.09%	\$ 531.54
72038	TOWN OF SENECA	WOOD COUNTY	0.02%	\$ 107.09
72040	TOWN OF SHERRY	WOOD COUNTY	0.01%	\$ 76.38
72042	TOWN OF SIGEL	WOOD COUNTY	0.02%	\$ 105.01
72044	TOWN OF WOOD	WOOD COUNTY	0.01%	\$ 77.29
72100	VILLAGE OF ARPIN	WOOD COUNTY	0.01%	\$ 31.49
72101	VILLAGE OF AUBURNDALE	WOOD COUNTY	0.01%	\$ 69.87
72106	VILLAGE OF BIRON	WOOD COUNTY	0.01%	\$ 89.39
72122	VILLAGE OF HEWITT	WOOD COUNTY	0.01%	\$ 80.41
72151	VILLAGE OF MILLADORE	MULTIPLE COUNTIES	0.00%	\$ 25.50
72171	VILLAGE OF PORT EDWARDS	WOOD COUNTY	0.03%	\$ 173.58
72178	VILLAGE OF RUDOLPH	WOOD COUNTY	0.01%	\$ 44.24
72186	VILLAGE OF VESPER	WOOD COUNTY	0.01%	\$ 53.35
72251	CITY OF MARSHFIELD	MULTIPLE COUNTIES	0.33%	\$ 1,978.34
72261	CITY OF NEKOOSA	WOOD COUNTY	0.04%	\$ 244.76
72271	CITY OF PITTSVILLE	WOOD COUNTY	0.01%	\$ 82.50
72291	CITY OF WISCONSIN RAPIDS	WOOD COUNTY	0.32%	\$ 1,936.83
99999	TOTAL		100.00%	\$ 600,000.00

**WATERMAIN
EASEMENT AGREEMENT**

THIS AGREEMENT, made this _____ day of _____, 2023, by and between, MARATHON COUNTY, a municipal corporation, Grantor, and the CITY OF WAUSAU, a municipal corporation of the State of Wisconsin, Grantee;

WITNESSETH:

That in consideration of the sum of one dollar (\$1.00) and other good and valuable consideration paid to Grantor by Grantee, receipt of which is hereby acknowledged, Grantor, has this day conveyed, transferred, and delivered unto Grantee a permanent easement and right-of-way and perpetual right to enter upon the real estate hereinafter described at any time to construct, reconstruct, maintain, inspect and/or repair a watermain which may be constructed through and under the lands hereinafter described.

The permanent easement and perpetual right of entry is described as follows:

Part of the Northeast ¼ of the Northeast ¼, Section 34, and part of the North ½ of the Northwest ¼, Section 35, all in Township 29 North, Range 7 East, City of Wausau, Marathon County, Wisconsin, described as follows:

A 20 foot wide strip of land centered on the following described centerline:

Commencing at the Northwest corner of said Section 35;

thence N 89°50'44" E, along the North line of said Northwest ¼, 2592.82 feet to the Northeast corner of said Northwest ¼ of Section 35; thence S 62°11'29" W, 1435.8 feet to the point of beginning of said centerline;

Thence S 87°55'40" W, 18 feet; thence S 76°40'40" W, 39.60 feet; thence S 88°38'55" W, 90.1 feet; thence S 86°16'36" W, 100 feet; thence S 41°16'36" W, 20 feet; thence S 86°16'36" W, 70 feet; thence N 71°13'24" W, 40 feet; thence S 85°21'00" W, 155 feet; thence S 85°21'00" W, 270 feet; thence S 86°11'11" W, 470 feet; thence N 47°00'00" W, 142.5 feet; thence S 88°00'00" W, 80.8 feet; thence N 49°14'35" W, 353.2 feet; thence N 4°18'12" W, approximately 355 feet to the South right-of-way of Stewart Avenue, and the end of said centerline.

In further consideration of this easement by Grantor, Grantee forever agrees to hold Grantor harmless from all damages, loss, or claims which may arise from the existence, use, and/or maintenance of said permanent easement. Grantee further agrees that it will attempt to return the disturbed lands subject to this easement to a similar condition which existed prior to the construction.

No buildings or structures except surface improvements such as, but not limited to, asphalt pavement, sidewalk, curb and gutter, etc. shall be constructed upon or across the permanent easement lands; nor shall large trees be planted upon the permanent easement lands, but small trees and shrubs not exceeding approximately eight feet in height at maturity are permitted.

Grantor covenants that it is lawfully seized and possessed of the real estate above described and that it will defend the title thereto against the lawful claims of all persons whomsoever.

Recording Area

Name and Return Address
City Engineering Department
407 Grant Street
Wausau WI 54403

PIN: 291-2907-341-0999 and 291-2907-352-0998

This agreement shall run with the land, encumbering the property encompassed by the easement in perpetuity, and shall be binding upon and shall inure to the benefit of the parties hereto and to their respective successors and assigns.

IN WITNESS WHEREOF, this agreement has been duly executed the day and year first above written.

MARATHON COUNTY BY:

CITY OF WAUSAU BY:

Lance Leonhard, County Administrator

Katie Rosenberg, Mayor

Kaitlyn A. Bernarde, City Clerk

STATE OF WISCONSIN)
) ss.
COUNTY OF MARATHON)

Personally came before me this _____ day of _____, 2023, the above named Katie Rosenberg, Mayor, and Kaitlyn A. Bernarde, Clerk for the City of Wausau, to me known to be the persons who executed the foregoing instrument and acknowledged the same.

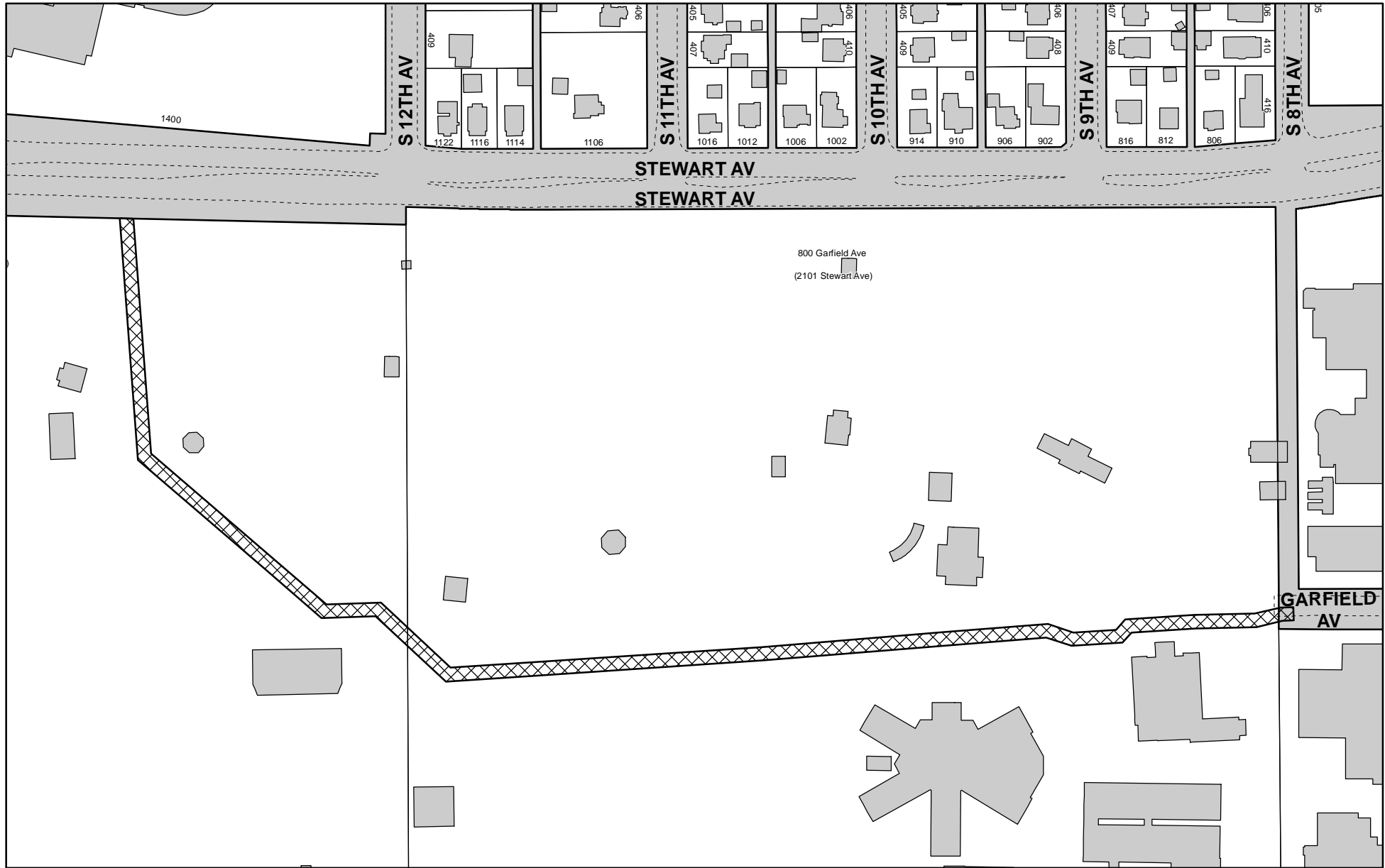
Notary Public, Wisconsin
My commission expires: _____

STATE OF WISCONSIN)
) ss.
COUNTY OF MARATHON)

Personally came before me this _____ day of _____, 2023, the above named _____, to me known to be the person who executed the foregoing instrument and acknowledged the same.

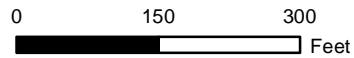
Notary Public, Wisconsin
My commission expires: _____

This instrument was drafted by
Anne L. Jacobson, City Attorney
for the City of Wausau
407 Grant, Street
Wausau WI 54403-4783







Map Date: May 5, 2023

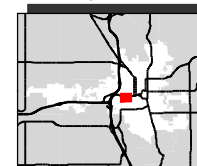
City of Wausau
Marathon County Wisconsin



Legend

-  Parcels
-  Right of Way
-  Road Edge
-  Proposed Watermain Easement

Map Location



RESOLUTION #R-35-23

TO CREATE 1.0 DEPUTY SHERIFF IN THE MARATHON COUNTY SHERIFF’S OFFICE TO PROVIDE CONTRACTED SERVICES FOR RIB MOUNTAIN

WHEREAS, the Marathon County Sheriff's Office exists to provide a safe, secure and crime-free community through trust-building, enforcement and public safety management; and

WHEREAS, the creation of this Deputy Sheriff position in partnership with the Town of Rib Mountain is directly linked to this mission; and

WHEREAS, this position will be funded by Rib Mountain including wages for one full-time deputy along with the purchase of a vehicle and other required equipment; and

WHEREAS, on July 11, 2023, the Public Safety Committee voted to recommend creating 1.0 FTE Deputy position to County Board; and

WHEREAS, on July 12, 2023, the Human Resources, Finance and Property Committee also voted to recommend creating 1.0 FTE Deputy position to County Board.

WHEREAS, in order to fund these positions and services that they will provide §65.90(5)(a), Wis. Stats., dictates that appropriations in the Marathon County budget may not be modified unless authorized by a vote of two-thirds of the entire membership of the County Board of Supervisors, and

NOW, THEREFORE, BE IT ORDAINED AND RESOLVED by the Board of Supervisors of the County of Marathon:

- A. To create 1.0 FTE Deputy Sheriff position effective the beginning of the first pay period following the approval of this resolution.

Respectfully submitted this 18th day of July, 2023.

HUMAN RESOURCES, FINANCE AND PROPERTY COMMITTEE

John Robinson, Chair

Alyson Leahy, Vice Chair

Gayle Marshall

Kody Hart

Ann Lemmer

Yee Leng Xiong

Kurt Gibbs

PUBLIC SAFETY COMMITTEE

Matt Bootz, Chair

Jean Maszk, Vice Chair

Stacey Morache

Allen Opall

Jason Wilhelm

Bruce Lamont

Tim Sondelski

Fiscal impact: \$5000 of Tax Levy for equipment for Deputy Sheriff.

Additional costs of this position will be covered by Rib Mountain under separate contract with Marathon County Sheriff’s Office.



New / Expanded Position Request Form

Department: Sheriff's Office

Requested by: Chief Deputy William Millhausen

Nature of Request (mark one)

Create/Add a position(s) in the department

Number of Positions: 1

Create and abolish a current position

Expand/change FTE of a current position

Current FTE: [Click or tap here to enter text.](#) New FTE: [Click or tap here to enter text.](#)

Other: [Click or tap here to enter text.](#)

Classification Title/Working Title: Deputy Sheriff – Rib Mountain Contract
Bargaining Agreement / Contract

DBM: Per Deputy Sheriff

(If unsure of classification or DBM list TBD "to be determined")

Attach: Job description of requested position

-OR-

Position Description Questionnaire (PDQ)

Summarize the major functions of the proposed position: See Attached

Please indicate: FT or PT

Hours per pay period: 80

Start Date: 2023 Budget Year (01/08/2023) **-OR-** **Projected Start Date:** August 1, 2023

Reason for Request/Justification:

(Reason for the new position or expanded FTE. Describe the need for this position including the benefit to the department/county if this position is filled and the negative impact if not filled.)

This is an additional Deputy Sheriff position being requested by the Town of Rib Mountain to augment the current Deputy Sheriff position already contracted to Rib Mountain. This is in line with the County's mission statement. A key part of the mission statement is that we will work in partnership with other partners to create opportunities to make Marathon County a preferred place to live, work, visit and do business. This position is a partnership between the Town of Rib Mountain and the Marathon County Sheriff's Office. For years leaders within the County and the Town of Rib Mountain have been approached about the need for Rib Mountain to have its own police department. Due to the size and make-up of the Town they are not required by statute to create their own police department. They however have the ability if they wish to contract with a law enforcement entity to provide specific law enforcement services for them. We currently have one full-time Deputy Sheriff assigned to the Town of Rib Mountain. The Town now wishes to enter into a larger contract for a total of two (2) dedicated Deputy Sheriff's.

The Town of Rib Mountain yields the largest number of calls of any town throughout the year. Rib Mountain is the heart of the shopping district in our county and has direct access to many recreational opportunities for our residents and visitors. Having a second dedicated Deputy contracted to the Town will bring about a great deal of consistency in our policing in Rib Mountain and will open up better lines of communication with the Town, local businesses and residents. The Deputies assigned to Rib Mountain will take on many of the community policing opportunities that we have not been able to provide in the past.

This position allows the Sheriff's Office to increase our staffing and response to areas outside of the Town of Rib Mountain during the hours the contracted deputies are working. This frees up deputies to provide better



New / Expanded Position Request Form

service to those areas that we have not been able to spend time in due to our commitment to the Rib Mountain area. In addition, the contracted Deputies will be able to better serve the Rib Mountain area by having unique and consistent knowledge about current trends or incidents in Rib Mountain, stronger relationships with residents and businesses and access to the many resources at the Sheriff's Office when those additional services are needed. We believe this position will provide a higher level of service to Rib Mountain and free up resources to better serve other areas of the county.

COSTING: What is the anticipated total cost of this position: \$169,663

(Include salary; benefits; office space, remodeling, furniture, and equipment; travel; and other applicable costs. If you need assistance in calculating cost, contact Employee Resource for salary and benefits.)

Please list additional costs anticipated: N/A

FUNDING: Please explain how the position will be funded:

County tax levy: \$5000.00 % Of total costs: 3

Outside funding: \$164,663 % Of total costs: 97

Source and length of outside funding: Town of Rib Mountain for 5 Year Contract

Will this request require NEW funding in 2023 or current year?

YES, take to Committee of Jurisdiction / HR Finance Committee / County Board-
Annual Fiscal Impact (full year): [Click or tap here to enter text.](#)

If midyear: Estimated cost for remainder of 2022: [Click or tap here to enter text.](#)

******Requestor should prepare Resolution Draft to share with Committees at this time.**

NO Request may be taken to committee before 2023 Budget Process.
Discuss with Employee Resource Director and County Administrator.

Please attach any additional supporting documentation such as full job description, costing, or proposed change to organization chart.

Requested by: Chief Deputy William Millhausen

Date: July 6, 2023

Department Approval: Sheriff Chad Billeb

Date: July 6, 2023

Completed request should be forwarded to Employee Resources: Molly Adzic, Boly Vang and Sue Fox

Deputy Sheriff Recruitment JR-23 (last posting in Workday)

POSITION SUMMARY:

Marathon County Sheriff's Office is pleased to announce an OPEN recruitment for Deputy Sheriffs. While we are currently accepting applications on an ongoing basis, it does not necessarily mean that there are presently open positions. Those applicants selected to participate in the next hiring assessment will be notified accordingly. Experienced law enforcement candidates are encouraged to apply and review the Lateral Entry Program agreement that allows for up to five (5) years of prior full-time service to be considered in the placement within the Deputy Sheriff pay scale and used for Paid Time Off (PTO) accruals.

Marathon County Deputy Sheriffs perform various law enforcement duties providing protection of life and property and the enforcement of federal, state and county laws and ordinances. The regular work schedule is a cycle of 4 consecutive days of work with 2 consecutive days off including weekends and holidays. The regular work day is 8 hours, 25 minutes. Officers will be assigned to one of three shifts. Deputies serve an 18 month probationary period.

QUALIFICATIONS:

High school diploma or GED plus:

- Current State of Wisconsin Sworn law enforcement officer certification; OR a minimum of 60 credits earned at an accredited college or technical school. Preference will be given to candidates with current State of Wisconsin Sworn Law Enforcement Officer certification.
- Possess a valid driver's license and driving record that meets Sheriff's Office standards.
- Minimum of 18 years of age.
- United States citizen.
- Applicants must not have been convicted of any federal felony or of any offense which if committed in Wisconsin could be punished as a felony unless the applicant has been granted an absolute and unconditional pardon.
- Applicants must not have been convicted of any misdemeanor crime of domestic violence unless the applicant has been granted an absolute and unconditional pardon.
- Must be of good character to withstand an extensive background investigation.

NEW POLICY Regarding Residency: Marathon County Deputies living outside of the county, **MUST** live within a 15-minute response time to county line.

EXAMPLES OF WORK PERFORMED:

- Patrols an assigned area in an automobile for the purposes of preventing and discovering crimes, and enforcing all applicable laws, ordinances, and traffic regulations.
- Responds to calls for service as dispatched; provides necessary assistance to the public; takes appropriate enforcement action when necessary.
- Makes arrests after observing law violations; transports prisoners to the County Jail for booking; prepares reports on action taken for record keeping purposes and for use in courtroom presentations as necessary.
- May be required to operate intoximeter equipment in accordance with State standards and departmental policies.
- Investigates accidents, sudden deaths, suicides, and any felonies or misdemeanors which may occur in the officer's area of responsibility. Enters comments into department computers; dictates reports as required.
- Utilizes various law enforcement software to complete required forms and reports.
- Serves a variety of criminal and civil processes and arrest warrants.
- Testifies in court as needed.
- May maintain order and provide security services in courtrooms and other areas of the Courthouse.
- Attends training classes and programs as required. Required to maintain certifications in CPR, intoximeter, radar, DAAT, EVOC, PBT, and qualify semi-annually with department issued firearms.
- Develops solutions to work issues that add value for our customers.
- Maintains regular and predictable attendance.
- Positions in this classification are subject to emergency call in.
- May have occupational exposure to bloodborne pathogens. Refer to the Marathon County Sheriff's Department Exposure Control Plan for more specific information.
- Performs related work as required.

KNOWLEDGE, SKILLS & ABILITIES:

- Knowledge of approved principles and practices of law enforcement work and of applicable laws and ordinances.
- Knowledge of the geography and demography of assigned area.
- Knowledge of departmental rules and regulations, policies, and procedures.
- Knowledge of first aid methods and techniques.
- Knowledge of investigative techniques and practice.
- Ability to observe situations analytically and objectively, and to report and record them clearly and accurately.
- Skill in the use and care of firearms and in the safe and efficient operation of motor vehicles, as well as other departmental equipment.
- Skill to deal courteously, yet firmly and effectively, with the public in police situations, of both an adversary and non-adversary nature.
- Ability to exercise good judgment in emergency situations, to act quickly and calmly in applying appropriate techniques.
- Ability to learn thoroughly a wide variety of rules and police procedures.
- Ability to learn various law enforcement computer systems and utilize knowledge in performing required job duties.
- Skill in the use of computer software programs, functions, and operations.
- Understands the County's and department's mission, core values, plans, and priorities for the future.
- Ability to contribute to a positive work culture that fosters excellent customer service and teamwork.

COMPENSATION:

Starting hourly rate **Deputy I: \$30.11 per hour (\$62,610 annually)**.

Based on a Lateral Entry Agreement, an experienced, currently-employed, full-time Wisconsin Law Enforcement Officer with a minimum of three (3) continuous years in that capacity could enter the pay scale with a maximum credit of five years of prior service, at the level of a **Deputy Sheriff III, with an hourly rate of \$34.46 (\$71,665 annually)**. This wage increase will take place immediately upon hire.

SELECTION PROCEDURE:

All candidates will be notified of their status.

1. Candidates selected for consideration will be contacted via email. As soon as dates are selected for another round of the hiring assessment and interview with Sheriff Command Staff described below, selected candidates will be emailed.

2. Complete and pass a candidate hiring assessment - The assessment will be administered at the Marathon County Sheriff's Office. It will consist of an oral interview, scenario/simulation and report-writing. Qualified applicants will be invited via e-mail to take part in the assessment at a designated date and time.

3. Interview with Sheriff's Command Staff - Upon successful completion of the hiring assessment, the top candidates will be selected for interviews with members of the Marathon County Sheriff's Office Senior Command Staff. This interview panel will consist of the Sheriff, Chief Deputy, Patrol Captain and other selected staff. Candidates will be invited via e-mail to sign up for the interviews at a designated date and time. A written background assessment may also be completed at this time.

Candidates will be notified within two (2) business days of their interview with the senior command staff of their status. Candidates will either be moved forward in the process, placed on an eligibility list, or not selected for additional consideration.

4. Candidates moving forward in the selection process will undergo an extensive background/criminal investigation: verification of education and certification, verification of employment record, background/criminal check and a driving record check.

5. Candidates offered employment will be required to submit to and pass the post-offer assessments: physical and back exam, drug screen, fingerprinting, and a psychological assessment that are paid for by Marathon County.